EXYN

Exyn Technologies

Investor Presentation

June 2026

Nasdaq: EXYN, EXYNW

To revolutionize safety and efficiency across industries with autonomous data capture



Legal Disclaimer

Forward-Looking Statements

Certain statements made in this Presentation and oral statements made from time to time by representatives of the Company are "forward-looking statements" within the meaning of the safe harbor provisions of the United States Private Securities Litigation Reform Act of 1995. All statements contained in this Presentation other than statements of historical facts, including statements regarding our future results of operations and financial position, our strategic and financial initiatives, our business strategy and plans and our objectives for future operations, are forward looking statements. Forward-looking statements may generally be identified by the use of words such as "estimate," "projects," "predicts," "expects," "anticipates," "forecasts," "plans," "intends," "believes," "seeks," "may," "might," "will," "would," "should," "could," "can," "continue," "future," "propose," "potential," "target," "explore," "goal," "objective," "outlook" and variations of these words or similar expressions (or the negative versions of such words or expressions) are intended to identify forward-looking statements. These forward-looking statements include, but are not limited to, statements regarding the financial position, business strategy and the plans and objectives of management for future operations of the Company. These statements are based on various assumptions, whether or not identified in this communication, and on the current expectations of the Company's management and are not predictions of actual performance. These forward-looking statements are provided for illustrative purposes only and are not intended to serve as, and must not be relied on by any investor as a guarantee, an assurance, a prediction or a definitive statement of fact or probability. These forward-looking statements are not guarantees of future performance, conditions or results, and involve a number of known and unknown risks, uncertainties, assumptions and other important factors, many of which are outside the control of the parties, that could cause actual results or outcomes to differ materially from those discussed in the forward-looking statements. These forward-looking events and circumstances are inherently uncertain and may not occur, and actual results could differ materially from those anticipated or implied in the forward-looking statements. Accordingly, you should not rely upon any forward-looking statements as predictions of future events. Although our management believes that the expectations reflected in our statements are reasonable, we cannot guarantee that the future results, levels of activity, performance or events and circumstances described in the forward-looking statements will be achieved or occur. Moreover, neither we, nor any other person, assumes responsibility for the accuracy and completeness of these statements. Recipients are cautioned not to place undue reliance on these forward-looking statements, which speak only as of the date such statements are made and should not be construed as statements of fact. Except to the extent required by federal securities laws, we undertake no obligation to update any information or any forward-looking statements as a result of new information, subsequent events, or any other circumstances after the date hereof, or to reflect the occurrence of unanticipated events.

Use of Non-GAAP Financial Metrics

This Presentation contains certain financial information that does not adhere to the generally accepted accounting principles ("GAAP") in the United States. These non-GAAP financial measures include Adjusted EBITDA. Adjusted EBITDA is net income (loss) before interest expense, net, income tax benefit, and depreciation and amortization, further adjusted to exclude stock-based compensation expense and impairment charges. Non-GAAP financial measures are not substitutes for GAAP financial measures and are provided only as a supplement to other information. These non-GAAP measures are an addition to, and not a substitute for or superior to, measures of financial performance prepared in accordance with GAAP and should not be considered as an alternative to performance measures derived in accordance with GAAP. The Company believes that non-GAAP measures of financial results (including on a forward-looking basis) provide useful supplemental information to investors about the Company and are helpful in highlighting trends in its core operating performance compared to other measures, which can differ significantly depending on long-term strategic decisions regarding capital structure, the tax jurisdictions in which companies operate and capital investments, among other things. In addition, other companies may calculate non-GAAP measures differently or may use other measures to calculate their financial performance, and therefore, the Company's non-GAAP measures may not be directly comparable to similarly titled measures of other companies. Please refer to slide 18 for a reconciliation of non-GAAP financial measures to their nearest corresponding GAAP measures.

Industry and Market Data

We include in this Presentation statements regarding factors that have impacted our industry. Such statements are statements of belief and are based on industry data and forecasts that we have obtained from internal company surveys, publicly available information, industry publications and surveys and third-party studies. Industry publications, surveys and forecasts generally state that the information contained therein has been obtained from sources believed to be reliable, but there can be no assurance as to the accuracy or completeness of such information. Certain market, ranking and industry data included in this Presentation, including the size of certain markets and our size or position and the positions of our competitors within these markets, including our services relative to our competitors, are based on estimates of our management. These estimates have been derived from our management's knowledge and experience in the market in which we operate, as well as information obtained from internal company surveys, industry publications and surveys, third-party studies and other publicly available information related to the market in which we operate. Unless otherwise noted, all of our market share and market position information presented in this Presentation is an approximation based on management's knowledge. In addition, while we believe that the industry information included herein is generally reliable, such information is inherently imprecise. While we are not aware of any misstatements regarding the industry data presented herein, our estimates involve risks and uncertainties and are subject to change based on various factors.

Trademarks

This Presentation contains references to trademarks and service marks belonging to other entities. Solely for convenience, trademarks and trade names referred to in this Presentation may appear without the or ™ symbols, but such references are not intended to indicate, in any way, that the applicable licensor will not assert, to the fullest extent under applicable law, its rights to these trademarks and trade names. We do not intend our use or display of other companies' trade names, trademarks or service marks to imply a relationship with, or endorsement or sponsorship of us by, any other companies.

Converging Autonomy & Data Collection in Real-World Environments

ExynAI enables robots to safely and efficiently map and collect high-quality data in hazardous, complex, hard-to-reach work environments - even where it's dark, disconnected, and GPS-denied - on a platform-agnostic autonomy stack.



exynAI

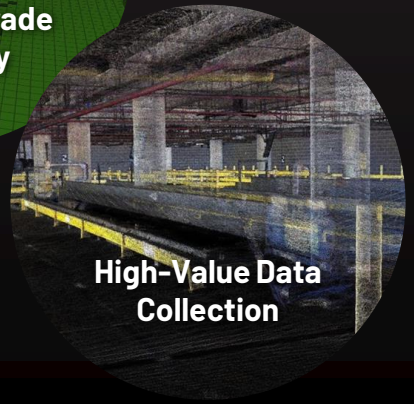

Capture Accurate Datasets, Anywhere



- Self-contained autonomy, resilient to loss of GPS or communications
- Operators can safely explore complex, dangerous environments using Level 4B autonomy
- Flexible, modular platform that replaces multiple separate systems

A Remarkable Difference: Automation vs. Autonomy

Automated
Humans define all possible paths and detailed boundary conditions prior to a mission, over days.

Autonomous
System defines all possible paths in real-time given a set of easily defined boundaries, established by a human, in minutes.

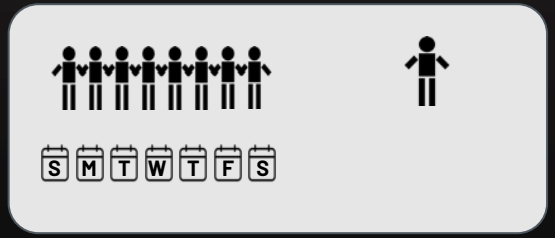

Levels of Aerial Autonomy | Version 2.0

This overview of autonomy levels is based on standards in the automotive industry that Exyn updated for aerial applications. For a more complete description, download the white paper at https://www.exyn.com/resources. Please note, each level contains the capabilities preceding it.

EXYN

	Level 0 No Autonomy	Level 1 Pilot Assist	Level 2 Partial Autonomy	Level 3 Conditional Autonomy	Level 4A High Autonomy	Level 4B High Autonomy	Level 4C High Autonomy	Level 5 High Autonomy
What does the pilot or operator have to do?	The pilot is flying the system			The operator is not flying the system				
	Pilot provides 100% stick inputs		Pilot flies and activates system	The operator sets points of interest, is ready to fly	The operator sets area of interest, is not required to fly			The operator sets objective
What does the system do?	System provides attitude control	System provides stable vertical position	System provides stable vertical AND horizontal position	System flies under limited conditions	System flies under limited conditions AND determines its own points of interest within the area			System flies under all conditions
In response to obstacles?	No Response		Sense and Warn	Sense and Avoid	Sense and Navigate			
With what level of understanding?	No Understanding	Estimates orientation and altitude	Estimates orientation and position	Detects basic obstacles	Detects 3D environment using onboard sensors	Identifies and reasons about obstacles	Identifies and reasons about high-level objectives	Full Understanding
Examples:	Drone crashes without pilot	Drone remains airborne without pilot	Drone uses sensors to stabilize position and sense walls	System flies and avoids walls	System explores an underground mine without GPS	System reacts differently to dust and trees	System navigates smoky building and identifies people in need	System files through any environment

ExynAI has achieved Autonomy Level 4B, based on similar standards in the automotive industry (SAE).

Platform Agnostic Autonomy Engine

exynAI

Autonomous
ExynAI™ enables systems to operate autonomously

Self-Contained
The robot does not rely on existing infrastructure such as GPS, prior maps, WiFi, or LTE

Flexible SW
ExynAI™ is robot agnostic, and can be integrated on numerous platforms with various sensors

Safe + Easy
Simple, easy to use ExView interface for operators; dependable and safe

Compatibility to meet Mission Requirements / SWAP (Size, Weight and Power)

Exyn Nexys
Modular Autonomy Payload

MADE IN USA

DJI M350

Inspired Flight IF800
Blue sUAS

MADE IN USA

FreeFly Astro Max
Blue sUAS

MADE IN USA

Boston Dynamics SPOT

MADE IN USA

Other Platforms

2024-2030 Market Analysis

2024 → 2030 Addressable Market

Autonomous Data Collection & Mapping

Reality Capture (3D Mapping & Modeling)
$7B → $17B[1]

Construction & Infrastructure Automation
$1B → $4B[1]

Digital Twins for Industrial Assets
$25B → 156B[1]

Commercial Drones
$30B → $55B[1]

LiDAR
$5B [1]
(2030 estimate)

Drone Inspection & Monitoring
$12B → $31B[2]

Total Addressable Adjacencies that Exyn Enables
$73B → $164B[1]

1 Addressable markets referenced herein, sourced from Grand View Research, are from 2024 and 2030, respectively.
2 The Drone Inspection and Monitoring addressable market figures, sourced from Mordor Intelligence, referenced herein correspond to 2025 and 2030, respectively.

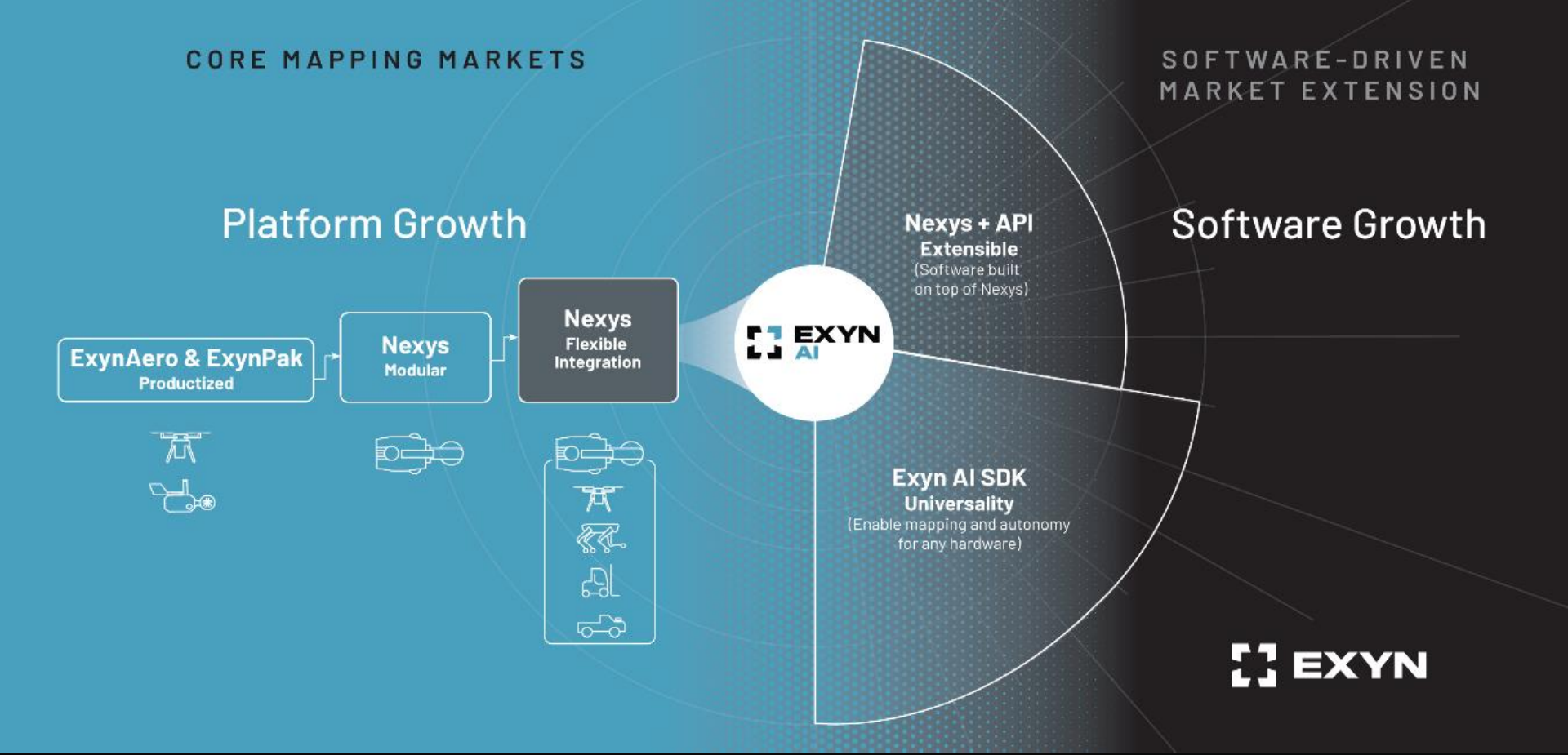
CORE MAPPING MARKETS
SOFTWARE-DRIVEN MARKET EXTENSION
Platform Growth
Software Growth
ExynAero & ExynPak
Productized
Nexys
Modular
Nexys
Flexible Integration
EXYN AI
Nexys + API
Extensible
(Software built on top of Nexys)
Exyn AI SDK
Universality
(Enable mapping and autonomy for any hardware)
EXYN

Government + Defense Opportunities

Exyn Defense is the Company's wholly owned subsidiary focused on government and defense applications

EXYN DEFENSE

GPS-Denied Autonomy

GPS-denied and Comms-limited

Built to operate without dependence on GPS or continuous radio communications

All-Weather Operations

Operates in darkness, dust, smoke, and contested radio frequency environments

Defense Use Cases

Intelligence, surveillance and reconnaissance (ISR) missions + Tactical Mapping

Real-time 3D mapping for contested area situational awareness

Subterranean + Indoor

Tunnel, cave, and facility mapping for force protection

OEM Integration

Platform Agnostic

Software Development Kit add-ons for existing drone manufacturers

High-Margin Software

Recurring license revenue across heterogeneous fleet deployments

Exyn Advantage

Structured to serve government and adjacent communities with autonomous capabilities

Real-World Experience

Fielded Autonomy

ExynAI users perform 1,000+ autonomous flights every month

Edge Cases and Survivability

Real-world experience has informed a half-decade of engineering to improve resilience and survivability

Robust Localization

Seamless GPS Transition

Reliable positioning across GPS-rich, GPS-denied, and mixed zones

Onboard SLAM

Continuous position estimates without external infrastructure

Autonomy Platform Approach

One software stack for autonomous air, ground, and maritime operations.

EXYN DEFENSE

Edge-Computed Autonomy

Runs Entirely Onboard

Compiles and executes on-edge — no cloud, no relay

Real-Time Reaction

Intelligently navigates novel and dynamic environments at machine speed

SDK + OEM Model

Modularity and Flexibility

Software add-ons for approved platforms via API and SDK, in a variety of configurations

Recurring Revenue Opportunities

Software licensing designed for sustained defense programs

Precision Mapping

Survey-Grade 3D Maps

LiDAR point clouds with centimeter accuracy generated in real-time

Standard Exports

E57, LAS, PLY output for geographic information system (GIS), and digital twin workflows

Proven Traction in Target Verticals

Expanding Customer Base

Proven Mining Application

AGNICO EAGLE
ANGLOGOLD ASHANTI
aurelia METALS Ltd.
BARRICK
Dundee PRECIOUS METALS
EY Building a better working world
FRESNILLO
GLENCORE
Newmont
NORTHERN STAR RESOURCES LIMITED POGO MINE
nyrstar
Torex Gold RESOURCES INC.
VALE
VIRIDIEN
VIZSLA SILVER CORP.
WESTGOLD

Entering Construction & Geospatial

BMW
OBAYASHI
ENVISION CONSTRUCTION
GEOCOMM
Nahanni CONSTRUCTION LTD
Nutrien Feeding the Future
ROKE
Turner Building the Future
Trimble
VEGETATION ASSURANCE

Market Expansion and Technical Excellence

Mining and Geospatial Market Expansion

- Expansion of use case and reach in traditional mining
- Continuing the rapid growth of geospatial in the US and International
- Expanded flexibility and use cases for geospatial and hydrographic especially

Channel Expansion

- Mining – utilize and expand deployments with global operators in Australia, South America, and Africa
- AEC, Geospatial – leverage the Trimble partner ecosystem worldwide
- Government use case expansion in logistics, infrastructure, and ISR

Expand modularity and SW-only offerings

- Pursue the OEM market w/ Nexys+API and SW SDK offerings
- Expanded compatibility with new drone and ground robot platforms

Leadership

Brandon Torres Declet

CEO

Ben Williams

COO

Ricardo Sotelo

CFO

Brandon Duick

CTO

Historical Financials

USD in millions

REVENUE & GROSS MARGIN

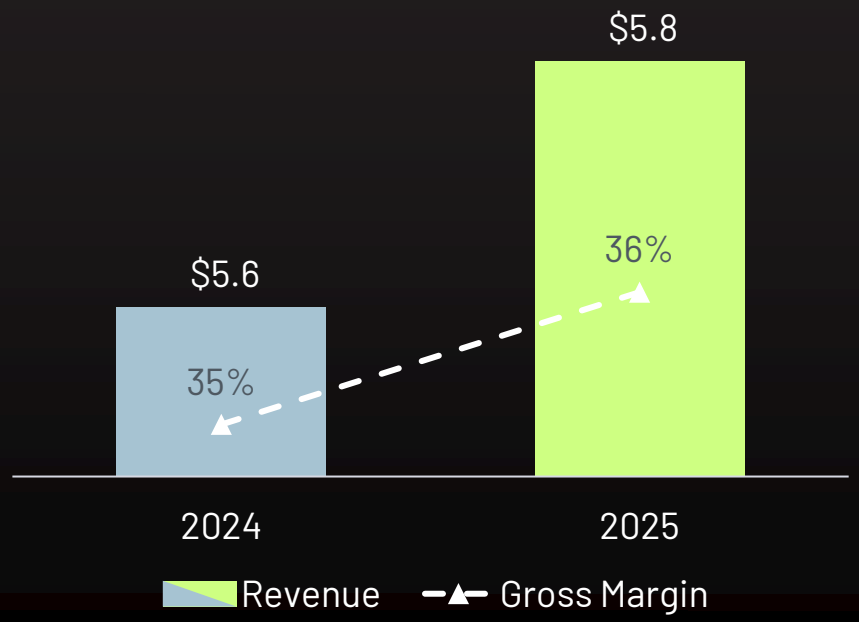

USD in millions

ADJUSTED EBITDA

Investor Highlights

Technology Moat

- Level 4B robots operate independently in GPS-denied, disconnected environments where others fail

Mission-Critical ROI

- Eliminates hazardous human work, cuts surveys from weeks to hours, and delivers survey-grade digital twins

Proven at Scale

- 1,000+ autonomous missions by Exyn users

Dual Product Business

- Versatile Nexys payload for "plug-and-play" mapping and autonomy
- Hardware-agnostic autonomy software with API/SDK for OEM integrations and recurring, high-margin software revenue

Large and Expanding Opportunity

- Positioned at the intersection of autonomy, digital twins, LiDAR, and defense-grade robotics ($70B+ and growing)

Elite Leadership Team

- Seasoned entrepreneurs and execution-proven team

EXYN

Nasdaq: EXYN, EXYNW



Thank you

Investor Relations Contact
Crescendo Communications, LLC
exyn@crescendo-ir.com
(212) 671-1020