

Pioneering a New Era of GPCR Drug Discovery

Corporate Presentation

November 2026

Nasdaq: SEPN

© 2026 SEPTERNA

Forward-Looking Statements

This presentation contains express or implied forward-looking statements of Septerna, Inc. (the “Company,” “we,” or “our”) within the meaning of the Private Securities Litigation Reform Act of 1995, as amended. All statements other than statements of historical facts contained in this presentation, including statements regarding our business strategy, plans, estimated R&D program milestones and objectives of management are forward-looking statements. Such forward-looking statements include, but are not limited to, express or implied statements regarding: the continued advancement of SEP-479 in clinical development, including the anticipated timing for the availability of data; our plans to advance SEP-204 into a Phase 1 clinical study and timing thereof; SEP-204’s potential as an oral disease-modifying treatment for Graves’s disease and thyroid eye disease; the continued advancement of SEP-631, including our plan to evaluate strategies for capital-efficient, signal-finding clinical studies across multiple indications; the role of MRGPRX2 in mast cell-driven diseases; the ability of preclinical or Phase 1 observations to successfully translate into positive clinical outcomes; the timing, progress and results of conducting our research and development programs; the intended and potential benefits of the collaboration with Novo, and the potential resulting milestones and royalties (if any); our ability to demonstrate, and the timing of, preclinical proof-of-concept *in vivo* and *ex vivo* for multiple programs; the potential of our proprietary Native Complex Platform®; the size and growth potential of the markets for our current and future product candidates; our expectations regarding strategic plans for our business, product candidates, and technology; the scope of protection we are able to establish and maintain for intellectual property rights covering our Native Complex Platform® and our product candidates; our ability to maintain existing collaborations and to identify and enter into future license agreements and collaborations; and the accuracy of our estimates regarding expenses and capital requirements, including our expected cash runway, among others. Such forward-looking statements reflect Septerna’s current views and are subject to known and unknown risks and other factors, which are, in some cases, beyond the Company’s control. Risks that contribute to the uncertain nature of the forward-looking statements include risks related to biopharmaceutical development and conducting preclinical studies and clinical trials, along with those risks and uncertainties set forth in the section titled "Risk Factors" in our most recent Quarterly Report on Form 10-Q for the three months ended September 30, 2026, as well as any subsequent filings with the Securities and Exchange Commission.

Certain information in this presentation (including market data and statistical information) and statements made orally during this presentation are the good faith estimates of management and have been obtained from various sources (including third-party sources such as independent industry publications, governmental publications, and reports by market research firms), and we do not guarantee the accuracy or completeness of such information.

No representations or warranties (expressed or implied) are made about the accuracy of such forward-looking statements, and there can be no assurance as to the reliability or correctness of such projections and actual results may vary materially from those projected. The Company undertakes no obligation to update such statements to reflect events that occur or circumstances that exist after the date on which they were made.

© 2026 SEPTERNA

Septerna: Pioneering a New Era of GPCR Drug Discovery with Oral Small Molecules

Native Complex Platform® designed to unlock the full potential of GPCR therapies

- Iterative structure-based drug design to rapidly optimize and validate programs in animal models

Portfolio strategy to drive value creation

- Validated targets + early clinical readouts + multi-billion $ market opportunities

Well-capitalized

- Cash runway expected to support operating plans at least into mid-2029

Lead Programs

SEP-479 PTH1R Agonist: Potential first-in-class oral small molecule for hypoparathyroidism; Phase 1 in healthy volunteers ongoing with SAD/MAD data anticipated in Q1 2027

SEP-204 TSHR NAM: Potential disease-modifying treatment for Graves' disease and TED; anticipate initiating Phase 1 in healthy volunteers in Q1 2027

SEP-631 MRGPRX2 NAM: Pipeline-in-a-product opportunity for mast cell-driven diseases; Phase 1 demonstrated robust PD with QD dosing; evaluating multi-indication clinical signal-finding strategy

Discovery Stage

PTH1R Agonists: Potential oral small molecule anabolic treatment for osteoporosis

Incretin Receptor Agonists: Potential multi-billion $ collaboration with Novo for oral small molecules for metabolic diseases

© 2026 SEPTERNA

GPCR: G protein-coupled receptor; NAM: negative allosteric modulator; TED: thyroid eye disease

GPCR Drug Discovery Success Has Been Highly Concentrated to a Small Fraction of GPCRs

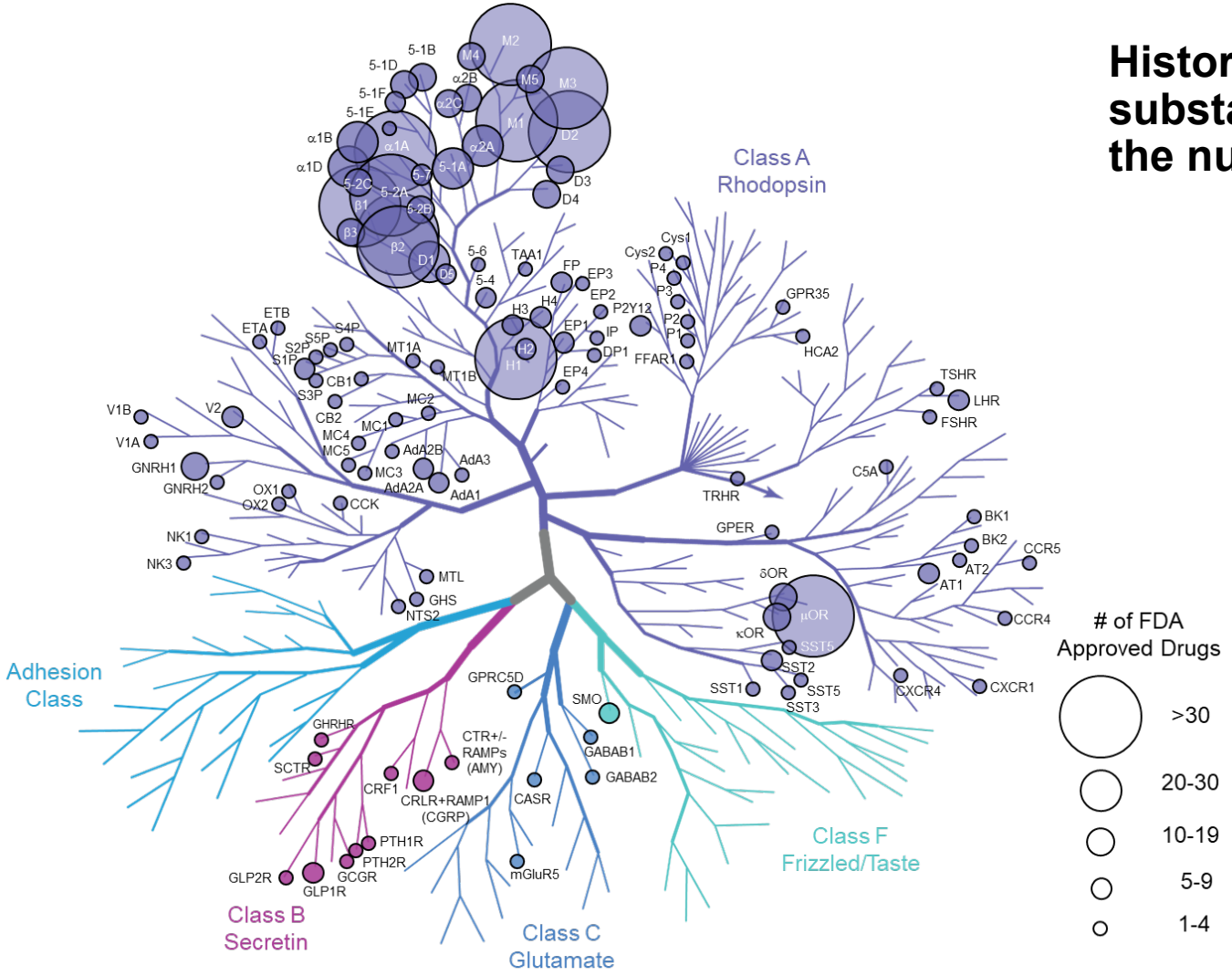

Historically productive target class, yet substantial untapped opportunity to expand the number of druggable GPCRs

~1/3 of all FDA-approved drugs (~500 approved products) target GPCRs

>70% of GPCR drugs target 6 small subfamilies of GPCRs

~75% of potential GPCR targets remain undrugged

Our focus: Unlocking difficult-to-drug GPCRs with our Native Complex Platform®

© 2026 SEPTERNA

Proprietary Native Complex Platform®

Today's GPCR Drug Discovery Challenge

- Several new small molecule drug discovery technologies have largely been inaccessible to GPCRs
- Inability to isolate fully functional GPCR proteins significantly limits use of modern discovery tools

Native Complex Platform® : Industrialized Workflows to Unlock Difficult-to-Drug GPCRs

Native Complexes

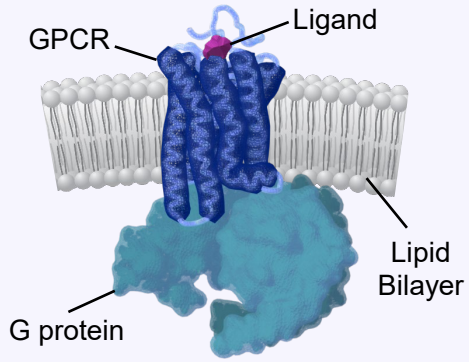

Retain GPCR natural structure, function, and dynamics

High-Resolution GPCR Structures



Novel binding pockets and new insights into GPCR modulation

Technologies to Screen Billions of Compounds

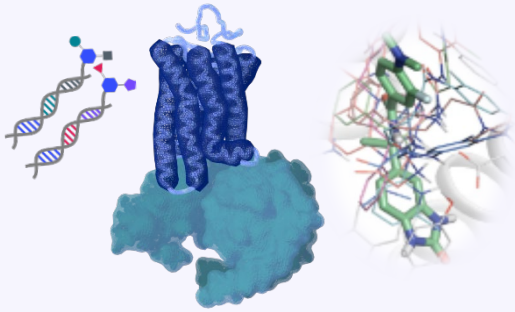

Discovery of new leads with relevant modes of action

Structure-Based Drug Design & Optimization

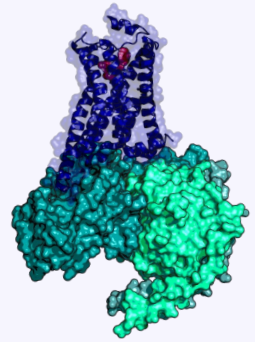

<1 year from initiation of med chem to activity in animal models for each program to date

© 2026 SEPTERNA

Advancing a Deep Portfolio of Oral Small Molecule GPCR-Targeted Programs

Wholly-Owned Programs		Development Status			
Program / Target Mode of Action	Therapeutic Area Indications	Discovery	IND-enabling	Phase 1	Phase 2
SEP-479 (PTH1R) Agonist	Endocrinology Hypoparathyroidism			Anticipate Phase 1 data in Q1 2027	
SEP-204 (TSHR) Negative Allosteric Modulator	Endocrinology Graves' disease & Thyroid eye disease			Anticipate Phase 1 initiation in Q1 2027	
SEP-631 (MRGPRX2) Negative Allosteric Modulator	Immunology and Inflammation Mast cell-driven diseases				
PTH1R Program Agonist	Endocrinology Osteoporosis				
Research Areas: Neurology, Women's Health, Cardiovascular Disease and Respiratory Disease					

Partnered Programs		Partner
Metabolic Programs GLP-1R, GIPR, GCGR*	Obesity and Other Cardiometabolic Diseases	novo

© 2026 SEPTERNA

* Partnership also includes two undisclosed targets

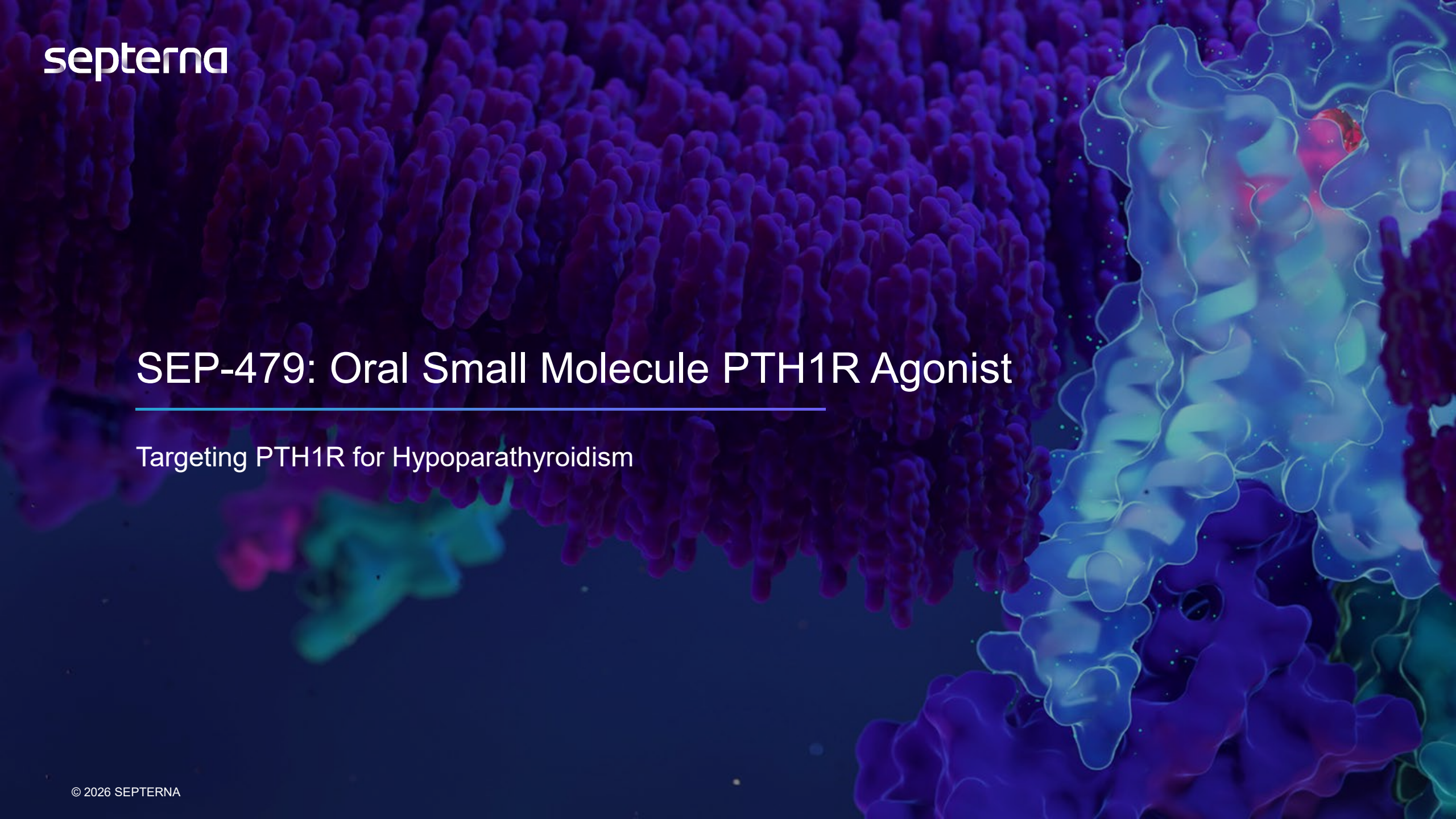

SEP-479: Oral Small Molecule PTH1R Agonist

Targeting PTH1R for Hypoparathyroidism

© 2026 SEPTERNA

Hypoparathyroidism: Significant Unmet Need for an Oral PTH Replacement

Hypoparathyroidism: Low PTH leads to low blood calcium

- ~70K patients in US; ~140K patients in EU

Challenging patient symptoms

- Muscle cramps, tingling, brain fog
- Life-threatening complications: cardiac arrhythmias, seizures

Standard-of-care limitations

- Calcium supplements (high doses several times per day) and Vitamin D do not fully resolve symptoms and lead to complications including calcifications and renal impairment
- Approved injectable PTH therapy will require life-long daily injections

Our Strategy: Functionally replace PTH with oral small molecule PTH1R agonist to normalize serum calcium

PTH: Master Regulator of Blood Calcium

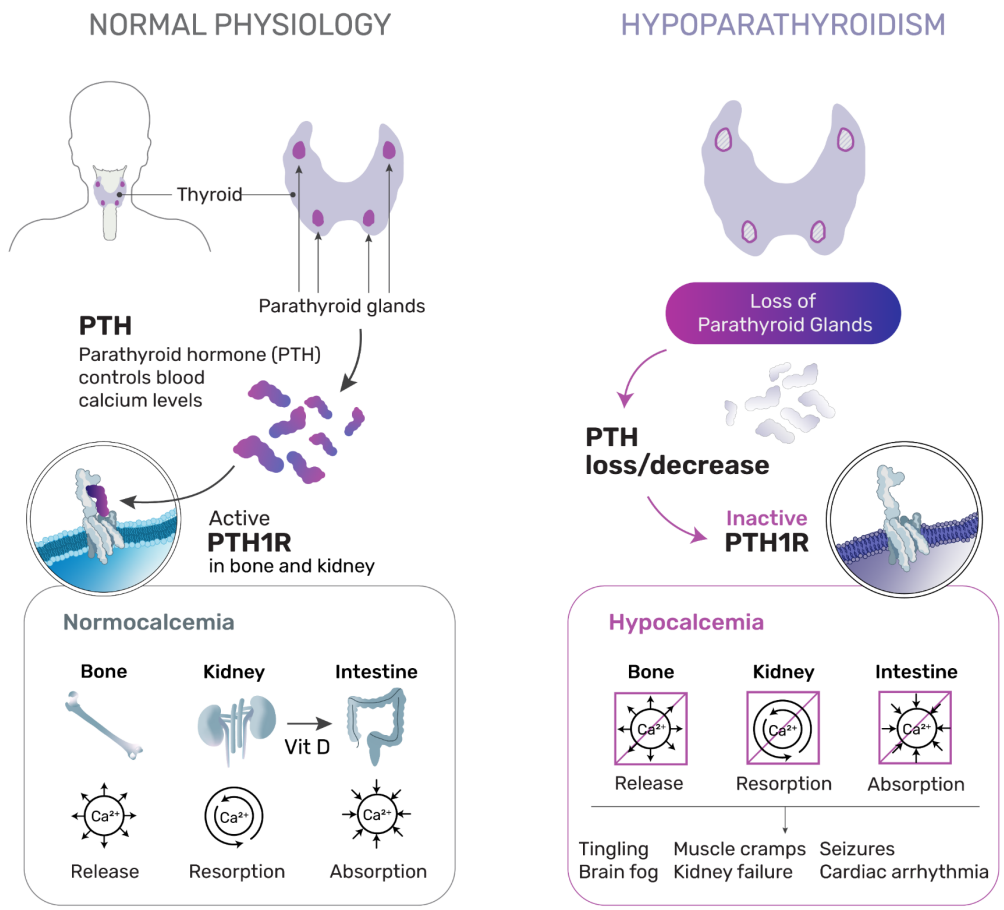

© 2026 SEPTERNA

PTH: Parathyroid Hormone

SEP-479: Discovered with Native Complex Platform® as Potent Oral PTH1R Agonist for Hypoparathyroidism

Native Complex Hit Identification and Structure-Based Optimization

Multiple PTH1R agonists with distinct binding sites identified and optimized in parallel to candidate quality molecules

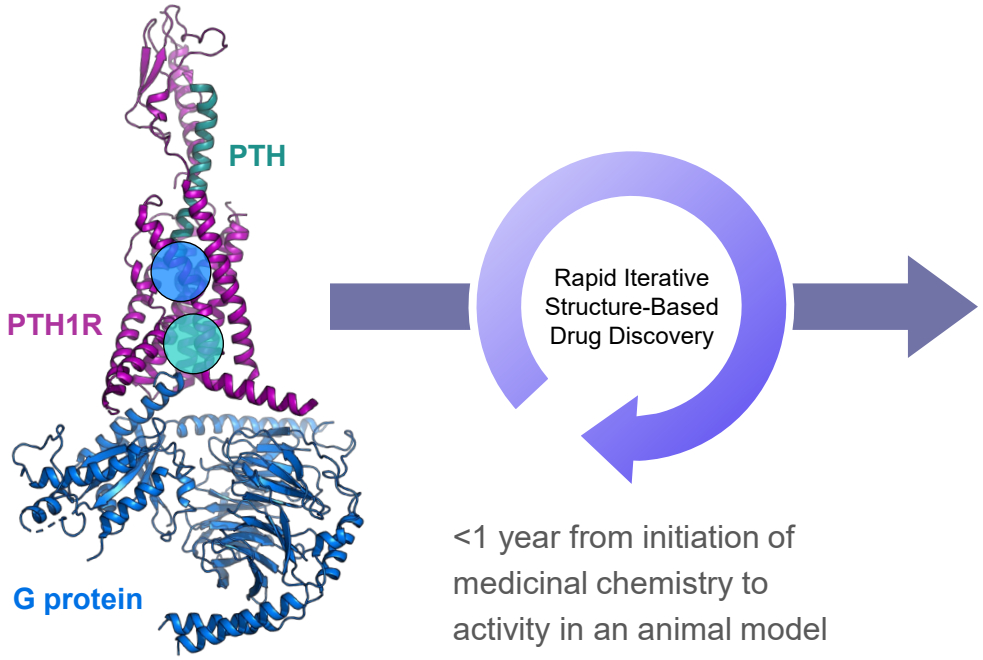

<1 year from initiation of medicinal chemistry to activity in an animal model

SEP-479: Clinical Candidate

- Potent oral small molecule PTH1R agonist
- Demonstrated comparable effects to PTH peptides in cell-based assays and in vivo models
- Normalized serum calcium in preclinical rat surgical model of hypoparathyroidism
- Monkey PK/PD study demonstrated robust decreases in endogenous PTH and increases in serum calcium
- Excellent pharmaceutical properties; projected to achieve full-day HypoPT control with QD dosing
- Generally well tolerated in GLP toxicology studies

Phase 1 in healthy volunteers is in progress

© 2026 SEPTERNA

SEP-479: A Potent PTH1R Agonist Demonstrated Pharmacologic Responses Similar to PTH peptide in Cell-Based Assays

Gene expression analysis comparing SEP-479 to PTH (1-34) in bone cell line demonstrated similar PTH1R-mediated pharmacologic responses

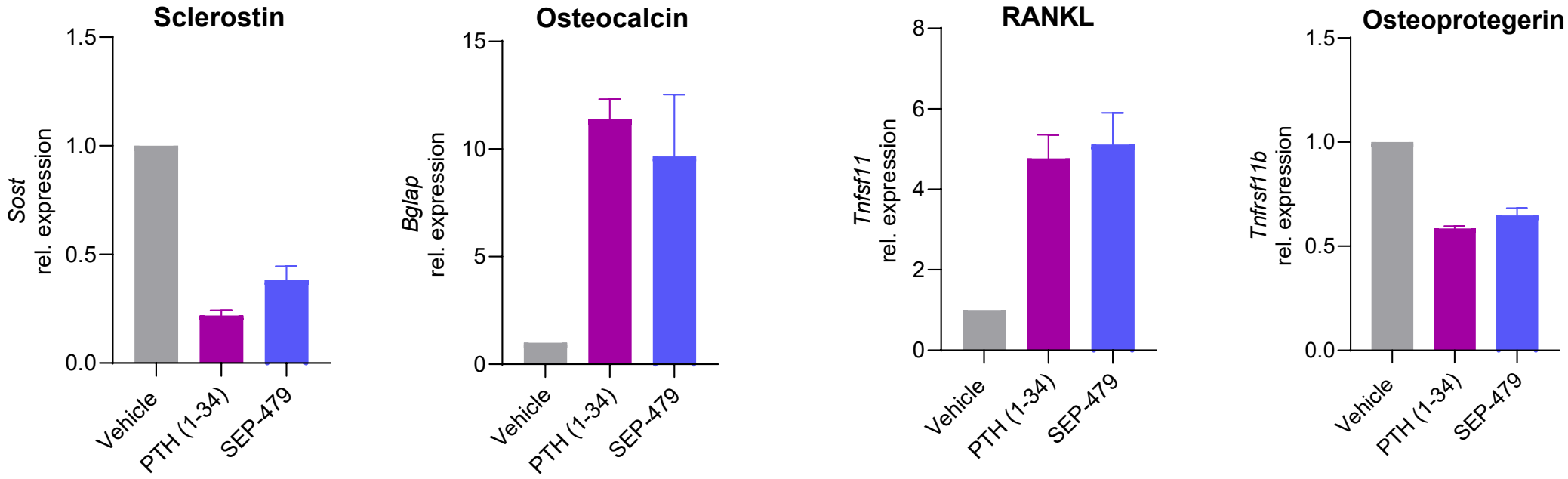

- Suppressed sclerostin and upregulated osteocalcin expression, suggesting promotion of osteoprogenitor differentiation and enhancement of bone formation
- Increased RANKL and decreased osteoprotegerin transcription, suggesting promotion of osteoclast differentiation and acceleration of bone resorption

© 2026 SEPTERNA

Methods: UMR-106 cells were treated with PTH (1-34) or SEP-479 for 5 hours; gene expression analyzed by quantitative RT-PCR; SEP-479: 10 nM; PTH (1-34): 0.1 nM

SEP-479 Normalized Serum Calcium and Phosphate in Rat Hypoparathyroidism Model

Rat surgical model of hypoparathyroidism



Rat

Surgery to remove parathyroid glands

Decreased serum calcium (hypocalcemia)

Oral small molecule PTH1R agonist

Normalize serum calcium

SEP-479: 28-day Oral QD Dosing

Sustained Normalization of Serum Ca^{2+} Levels

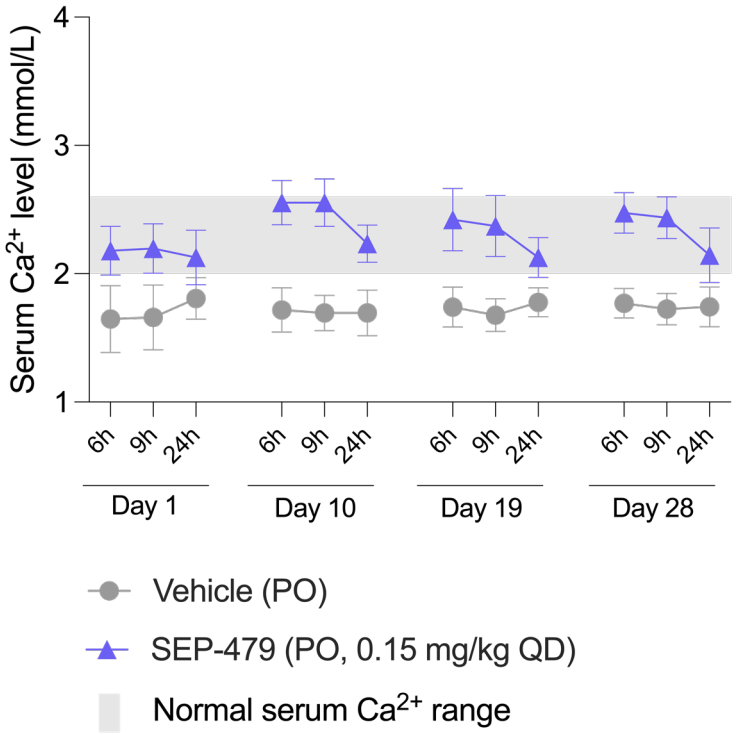

Sustained Normalization of Serum Phosphate Levels

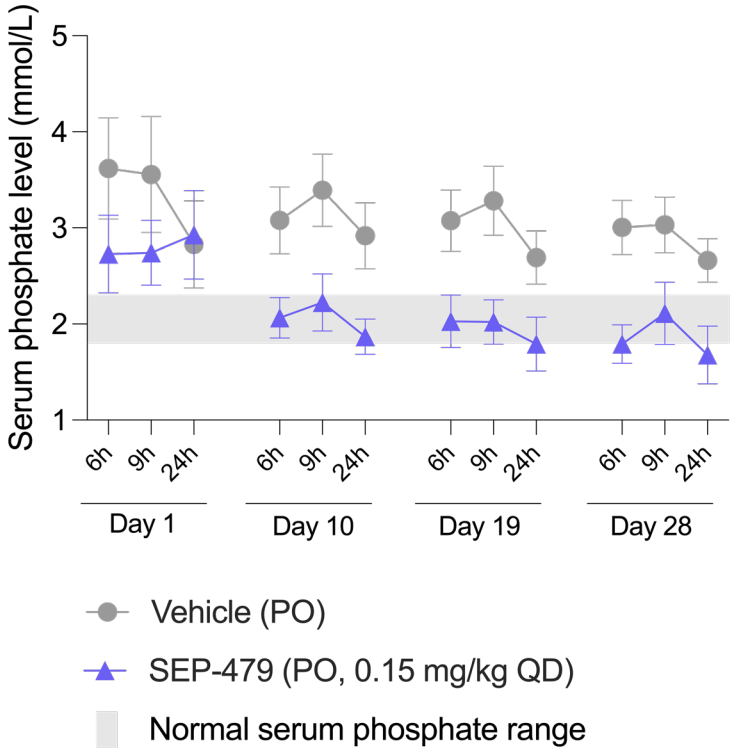

© 2026 SEPTERNA

PO: oral dosing QD: once daily dosing

SEP-479 Improved Renal Mineral Homeostasis and Engaged Bone Remodeling in Rat Hypoparathyroidism Model

SEP-479 demonstrated PTH-like renal pharmacology profile:

- Decreased urinary calcium concentration and increased active Vitamin D production

SEP-479 demonstrated PTH-like bone remodeling effects:

- Decreased bone mineral density, increased CTX (serum bone catabolic marker) and modestly changed P1NP (serum bone anabolic marker)

Urinary Calcium

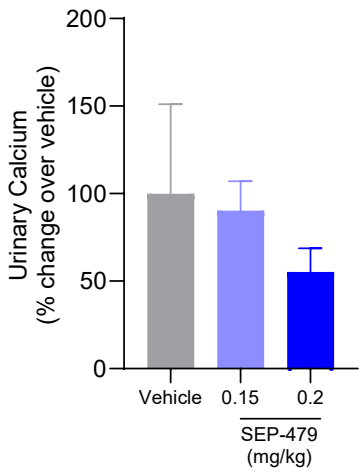

Active Vitamin D

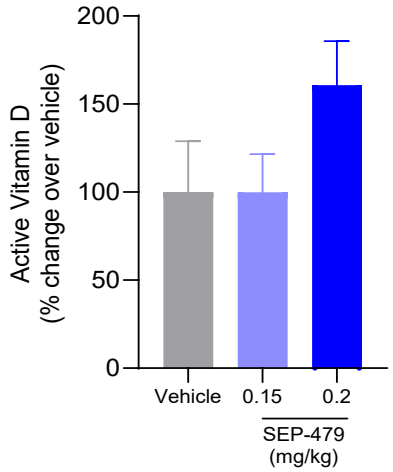

Bone Mineral Density

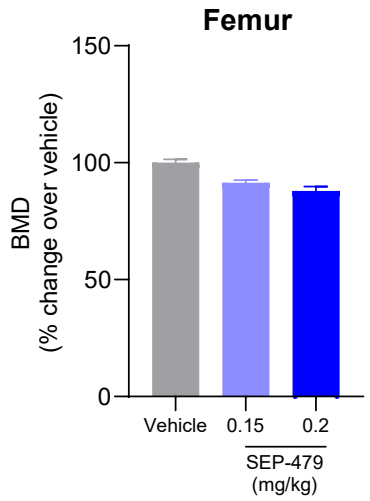

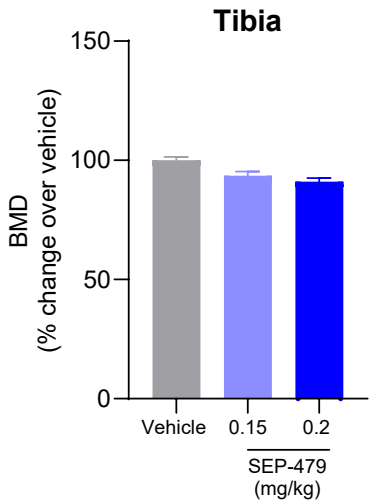

Serum Bone Biomarkers

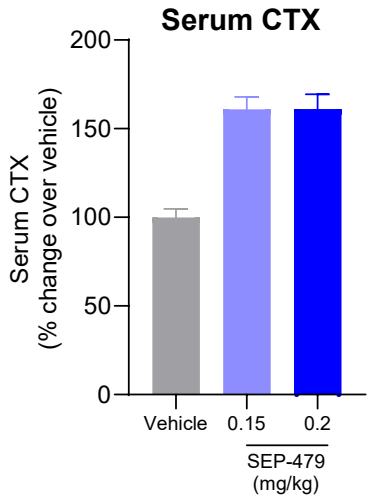

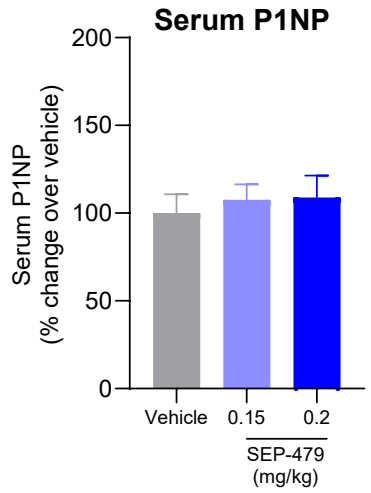

© 2026 SEPTERNA

CTX: C-terminal telopeptides of type 1 collagen; P1NP: Procollagen type 1 N-terminal propeptide

SEP-479 Lowered Endogenous PTH and Increased Serum Calcium In Healthy Cynomolgus Monkey Pharmacodynamic Study

In healthy animals (and humans) with normal parathyroid gland function:

- Treatment with PTH agonists leads to rapid suppression of endogenous PTH secretion to maintain normal calcium levels
- When feedback suppression of endogenous PTH reaches its limits, PTH agonist therapy at higher doses leads to calcium increases

SEP-479: 7-day Healthy Cynomolgus Monkey Pharmacodynamic Study

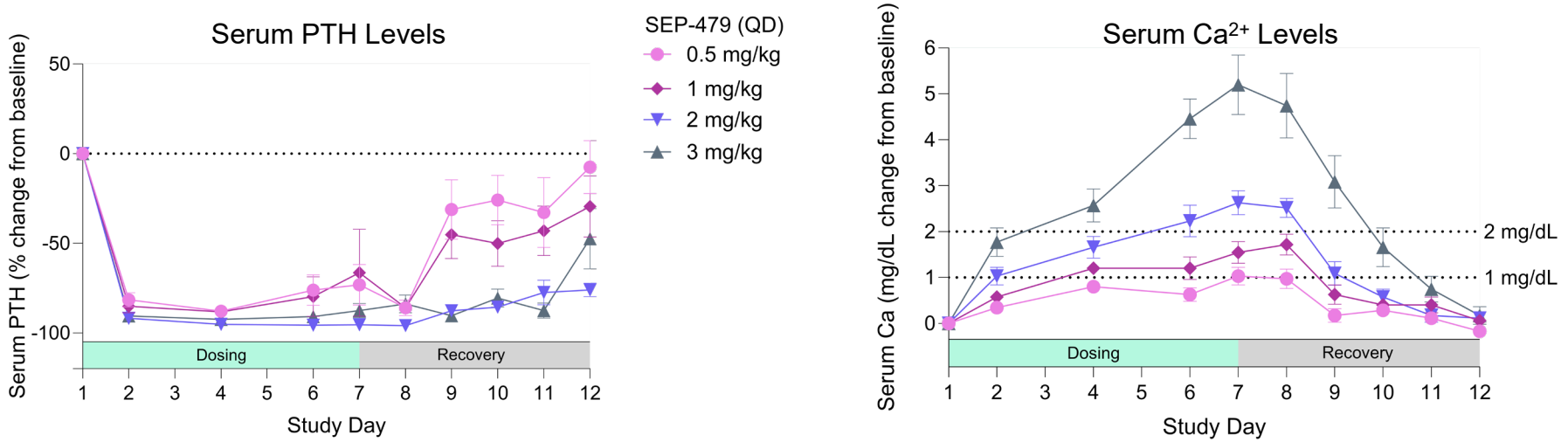

Lessons from PTH peptide clinical trials:

- Doses in healthy subjects that increase calcium ~0.5-1 mg/dL translated to relevant therapeutic pharmacology in hypoparathyroidism patients

© 2026 SEPTERNA

SEP-479 Preclinical Profile Supported Advancement into Phase 1

Potent oral small molecule PTH1R agonist

- Demonstrated effects comparable to PTH peptides in cell-based assays and in vivo models

Pharmacokinetic studies

- Demonstrated high oral bioavailability and long half-life following oral dosing across preclinical species (mouse, rat, dog, cyno)
- Projected human half-life was approximately 40-80 hours with potential to support QD human dosing

Non-clinical safety studies

- Generally well tolerated in three non-clinical safety studies (28-day GLP toxicology in rats, dogs, cyno)
- Dose-limiting effect in each species was on-target hypercalcemia, as expected for a PTH1R agonist

© 2026 SEPTERNA

SEP-479 Phase 1 Study in Healthy Volunteers is in Progress

Study design:

- Randomized, placebo-controlled, single ascending dose (SAD) and multiple ascending dose (MAD) trial in healthy adult volunteers
- Will also include a cross-over food effect study
- Estimated enrollment: up to ~150 subjects (in Australia)

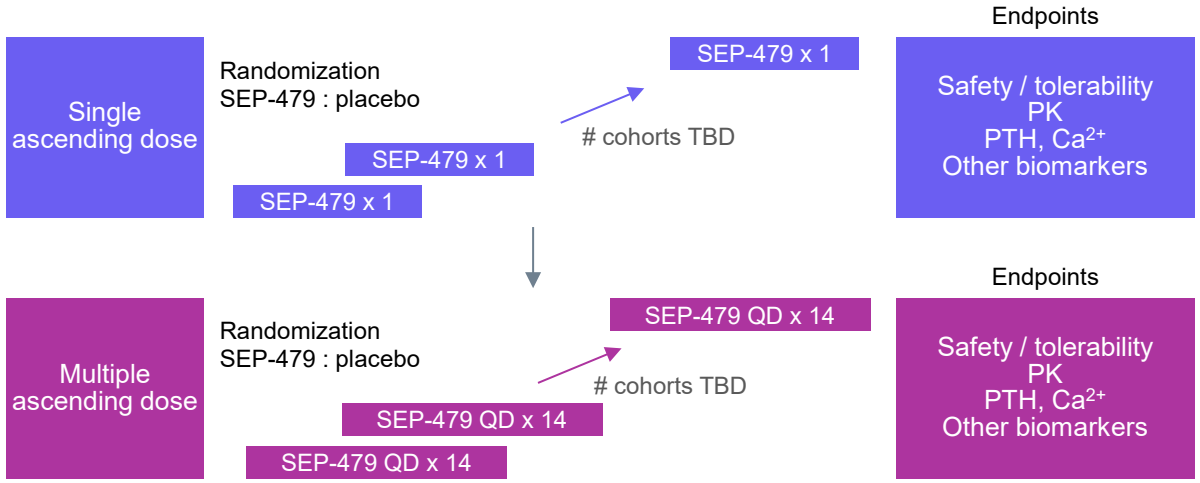

SEP-479 dose escalation in healthy volunteers is ongoing:

- Observed elimination half-life is ~3-4 days which we believe should support once-daily dosing
- MAD cohort dosing duration of 14 days planned to adequately assess steady-state PK

Translation of healthy volunteer studies to hypoparathyroidism patients:

- Healthy subjects and hypoparathyroidism patients both have intact PTH1R in the bone and kidneys to control serum calcium
- Injectable PTH peptide trials: changes in serum calcium translated well from healthy volunteers to hypoparathyroidism patients
- On-target pharmacology in Phase 1 to be confirmed initially with decreases in endogenous PTH, and at higher doses, with increases in serum calcium

Anticipate SEP-479 SAD / MAD results in Q1 2027

© 2026 SEPTERNA

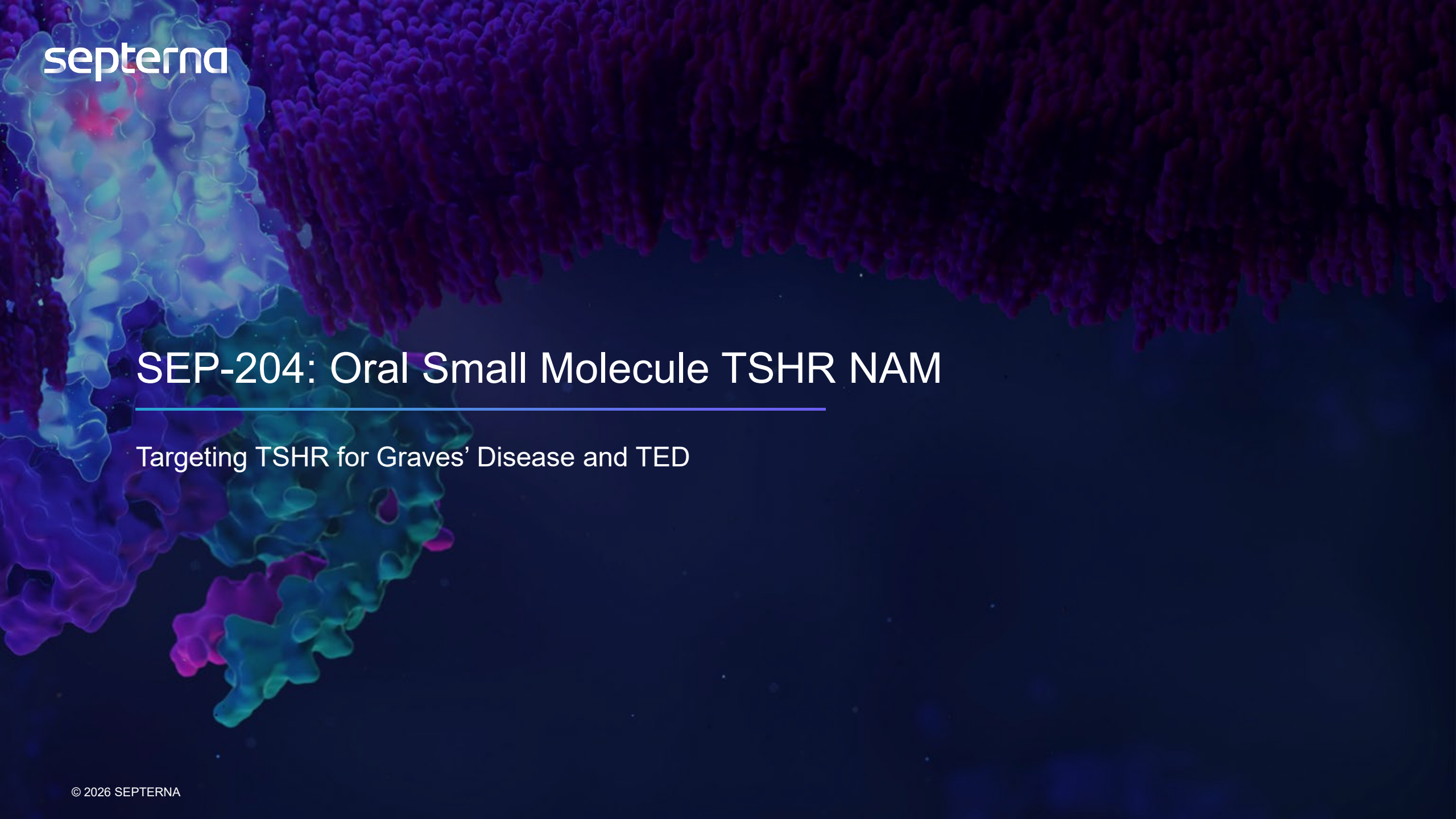

SEP-204: Oral Small Molecule TSHR NAM

Targeting TSHR for Graves' Disease and TED

© 2026 SEPTERNA

Graves' Disease and Thyroid Eye Disease (TED): Unmet Need for a Disease-Modifying Therapy

Graves' Disease & TED Share Pathophysiology:

- Autoantibodies activate TSHR in thyroid gland and in orbital fibroblasts behind the eyes

Graves' Disease

- >2M patients in US; no new treatments approved in decades
- Standard-of-care: antithyroid drugs (ATDs), radioactive iodine, thyroidectomy

TED

- Develops in ~50% of Graves' disease patients
- Treatments for moderate-to-severe patients include:
  - Anti-IGF-1R Abs (TEPEZZA®, LUMVOA®): require multiple IV infusions; serious side effects (e.g., hearing loss)
  - Anti–IL-6R Ab (ENSPRYNG®): monthly SC dosing; requires ongoing safety monitoring for infection, liver enzymes, neutropenia

Challenge: Each Patient Has Unique Autoantibodies

- High-affinity, frequently polyclonal, high titer
- Ideal medicine would block TSHR activation by all antibodies

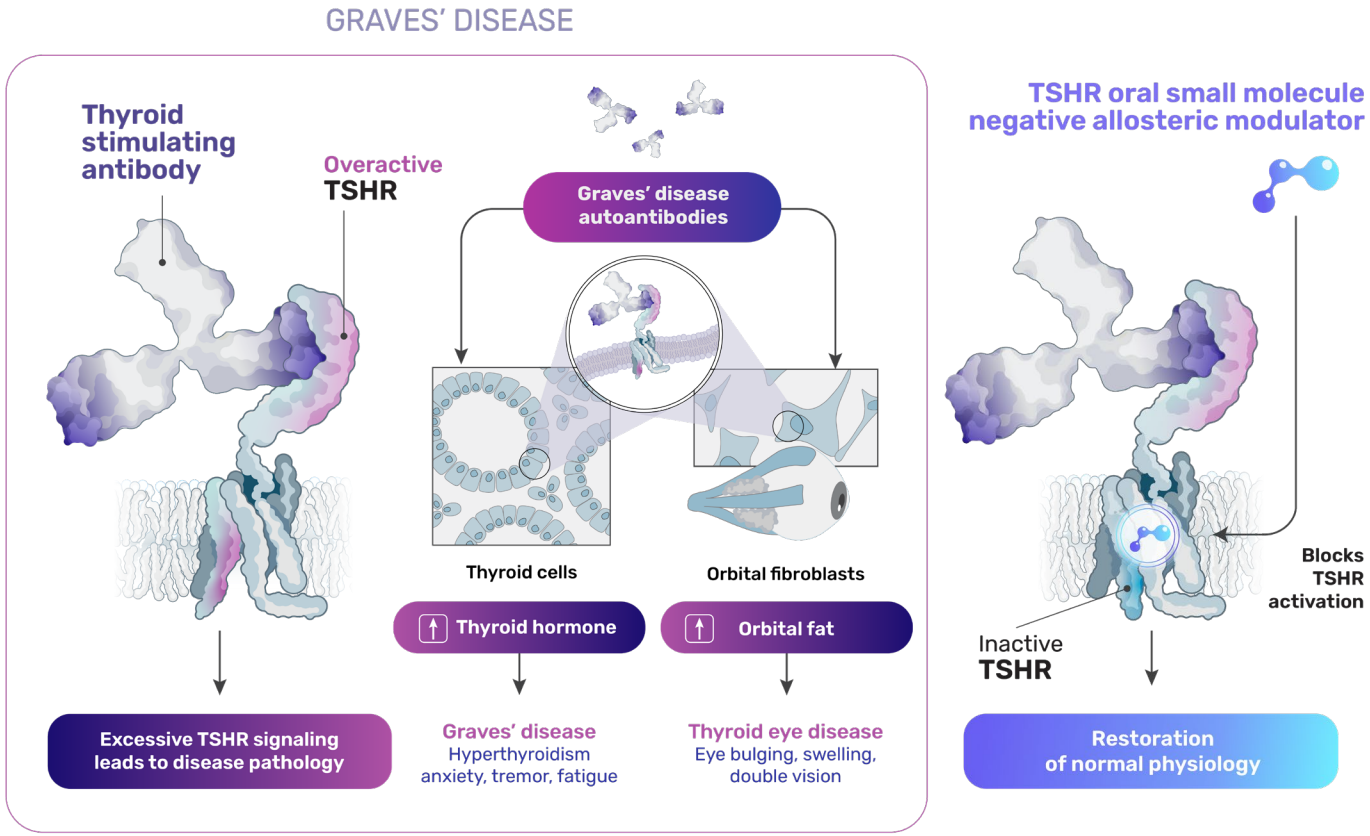

Our Strategy: TSHR NAM as a potential oral disease-modifying treatment for all Graves' disease and TED patients

© 2026 SEPTERNA

TSHR: Thyroid-stimulating hormone receptor

Graves' Disease and TED: Spectrum of TSHR Autoimmune Disease Manifestations and Unmet Needs

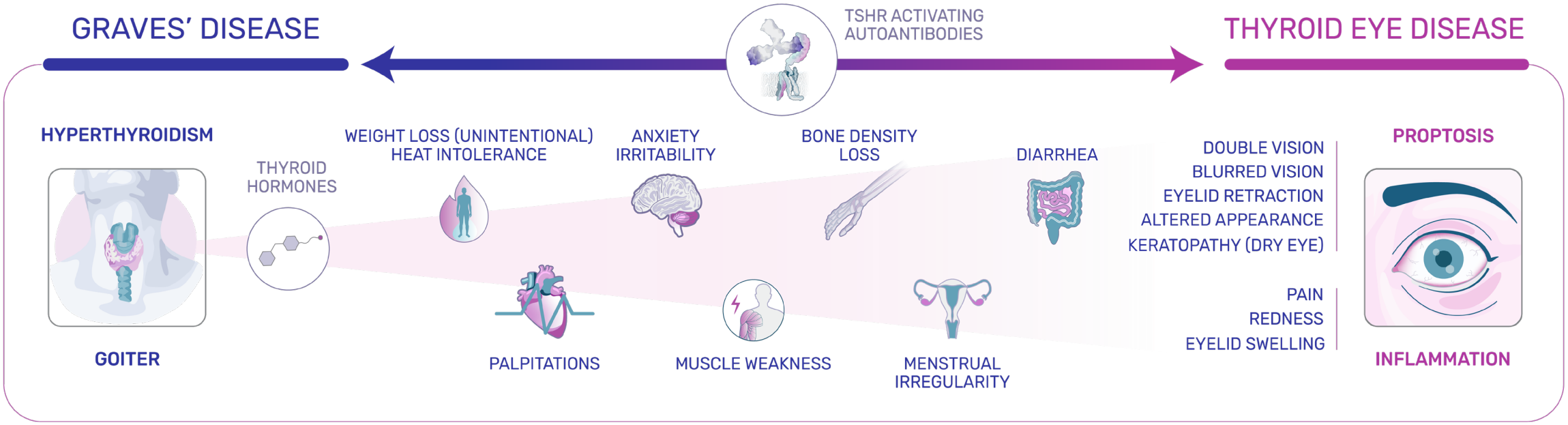

Significant unmet need for a new medicine that addresses the full spectrum of Graves' disease and co-morbid TED

Graves' Disease

- Alternative to ATDs for patients who are intolerant, don't go into remission, or relapse; for use prior to thyroidectomy or radioactive iodine

Graves' + Subclinical-to-Mild TED

- Address Graves' and mild TED signs and symptoms
- Prevent further TED progression

Graves' + Moderate-to-Severe TED

- Address Graves' and alternative to existing TED therapies for relapses or to avoid side effects

A TSHR NAM has the potential to be disease modifying for the entire spectrum of patients with Graves' disease and TED

© 2026 SEPTERNA

SEP-204: Oral Small Molecule TSHR Negative Allosteric Modulator (NAM) Development Candidate

TSHR undergoes a large conformational change when activated; SEP-204 prevents activation and signaling

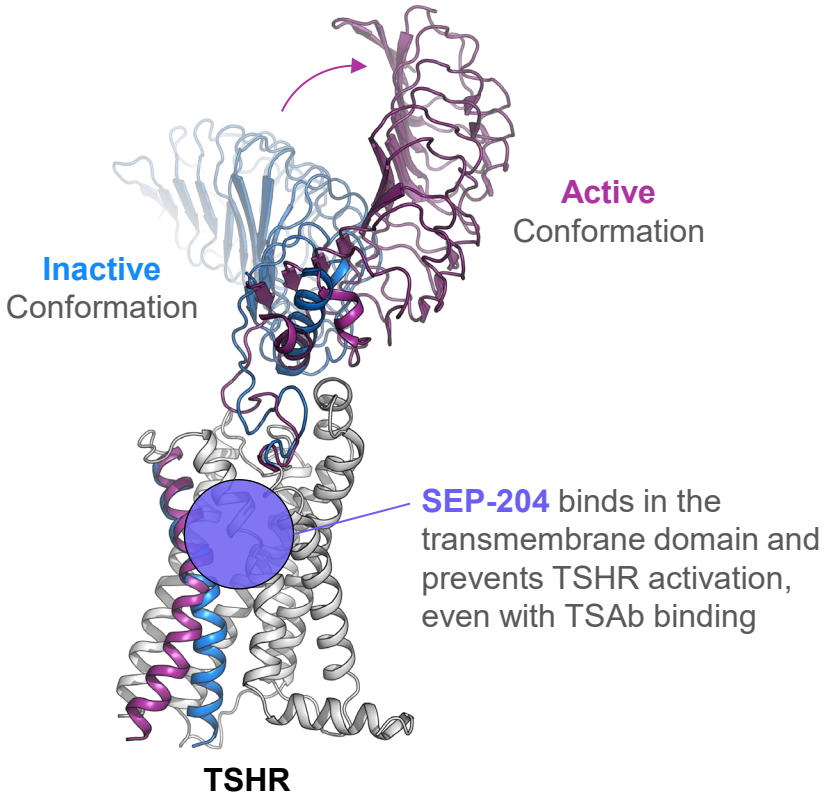

SEP-204: Development Candidate

- Potent oral small molecule TSHR NAM
- Demonstrated inhibition of thyroid stimulating antibody (TSAb) activation of TSHR in human thyrocyte cell assays
- Highly selective for TSHR (>1000X selective over closely related FSHR and LHR)
- Demonstrated robust PK/PD and activity in multiple animal models (mice, rats, dogs and monkeys)
- Excellent pharmaceutical properties; projected human half life should support QD oral dosing
- Generally well tolerated in GLP toxicology studies

Phase 1 trial anticipated to begin in Q1 2027

© 2026 SEPTERNA

TSAb: Thyroid-stimulating antibodies

TSHR Inhibition: Neuroendocrine Feedback Expected to Lead to Increases in TSH and Decreases in Thyroid Hormone Levels

Hypothalamic-Pituitary-Thyroid Feedback Axis

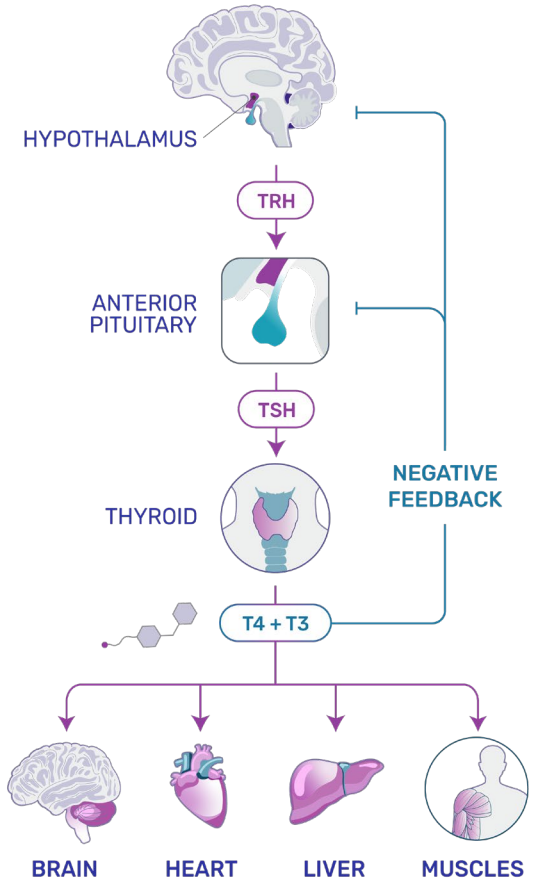

Anticipated Effects of TSHR NAM in Healthy Animals and Graves' Models

HEALTHY ANIMAL

	No treatment	TSHR NAM
T4	✓	↓
TSH	✓	↑

GRAVES' DISEASE ANIMAL MODEL

	No treatment	TSHR NAM
T4	↑	✓
TSH	↓	✓
THYROID SIZE	↑	✓
EYE PROPTOSIS	↑	✓

© 2026 SEPTERNA

SEP-204 Increased TSH and Decreased Thyroid Hormone T4 in Healthy Rat Pharmacodynamic Study



SEP-204 (PO BID x 5 days) → ↑ TSH, ↓ T4

TSH Levels

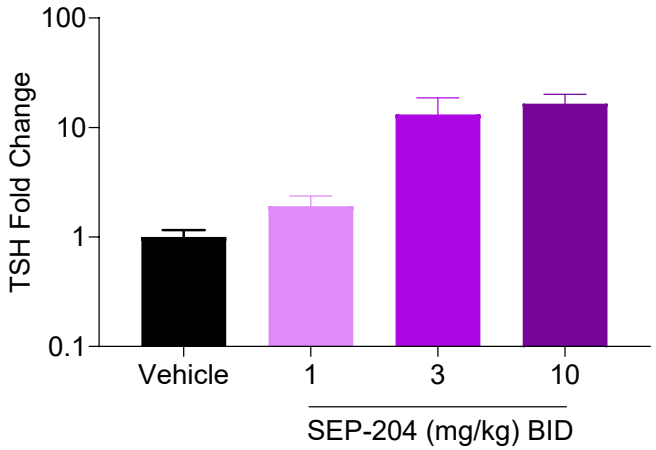

- SEP-204 increased TSH in a dose-dependent manner (up to >10x) to maintain thyroid hormone T4 levels

Thyroid Hormone T4 Levels

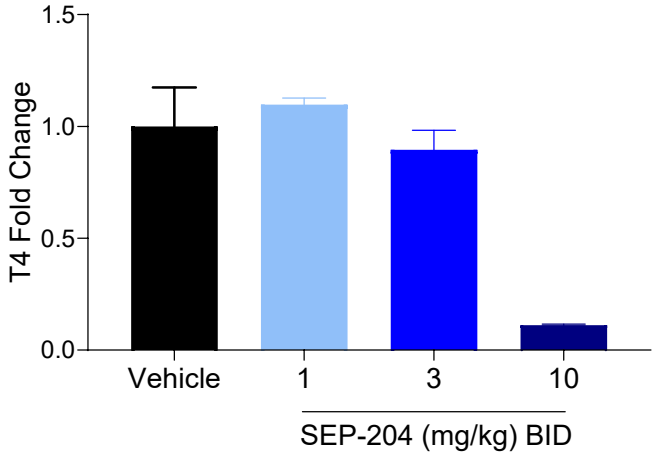

- SEP-204 decreased T4 levels at the highest dose after compensatory TSH increases were maximized

SEP-204 PK/PD: TSH & T4 vs. Drug Exposure

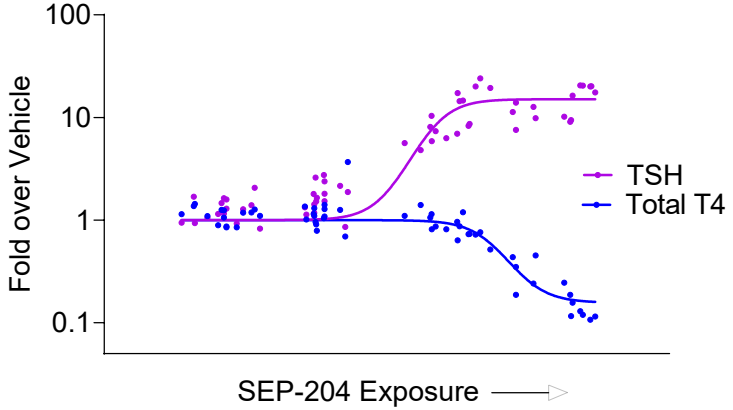

- Lower exposures: ↑ TSH to keep T4 in physiologic range
- Higher exposures: TSHR signaling blunted resulting in ↓ T4

SEP-204 demonstrated a PK/PD response in healthy rats consistent with anticipated HPT axis feedback

© 2026 SEPTERNA

Note: SEP-204 half life with oral dosing in female rats is ~12 hr.

HPT axis: hypothalamic-pituitary-thyroid axis

SEP-204 Increased TSH and Normalized or Decreased Thyroid Hormone Levels in a Rat TSAb Challenge Model



M22 (TSAb) single dose → ↑ T4 ↓ TSH → SEP-204 → **Normalized or Decreased T4**

Rat Thyroid Stimulating Antibody (TSAb) Challenge Model

- Single dose of M22, a Graves' disease patient-derived thyroid stimulating antibody (TSAb)
- Resulted in rapid increase in thyroid hormone T4 and decrease in TSH levels

SEP-204 increased TSH and decreased T4

- 1 and 3 mg/kg → T4 normalized to healthy control range
- 10 mg/kg → T4 suppressed below normal level

Results suggest that with circulating TSAbs, SEP-204 could potentially be dosed to achieve either thyroid hormone normalization or suppression

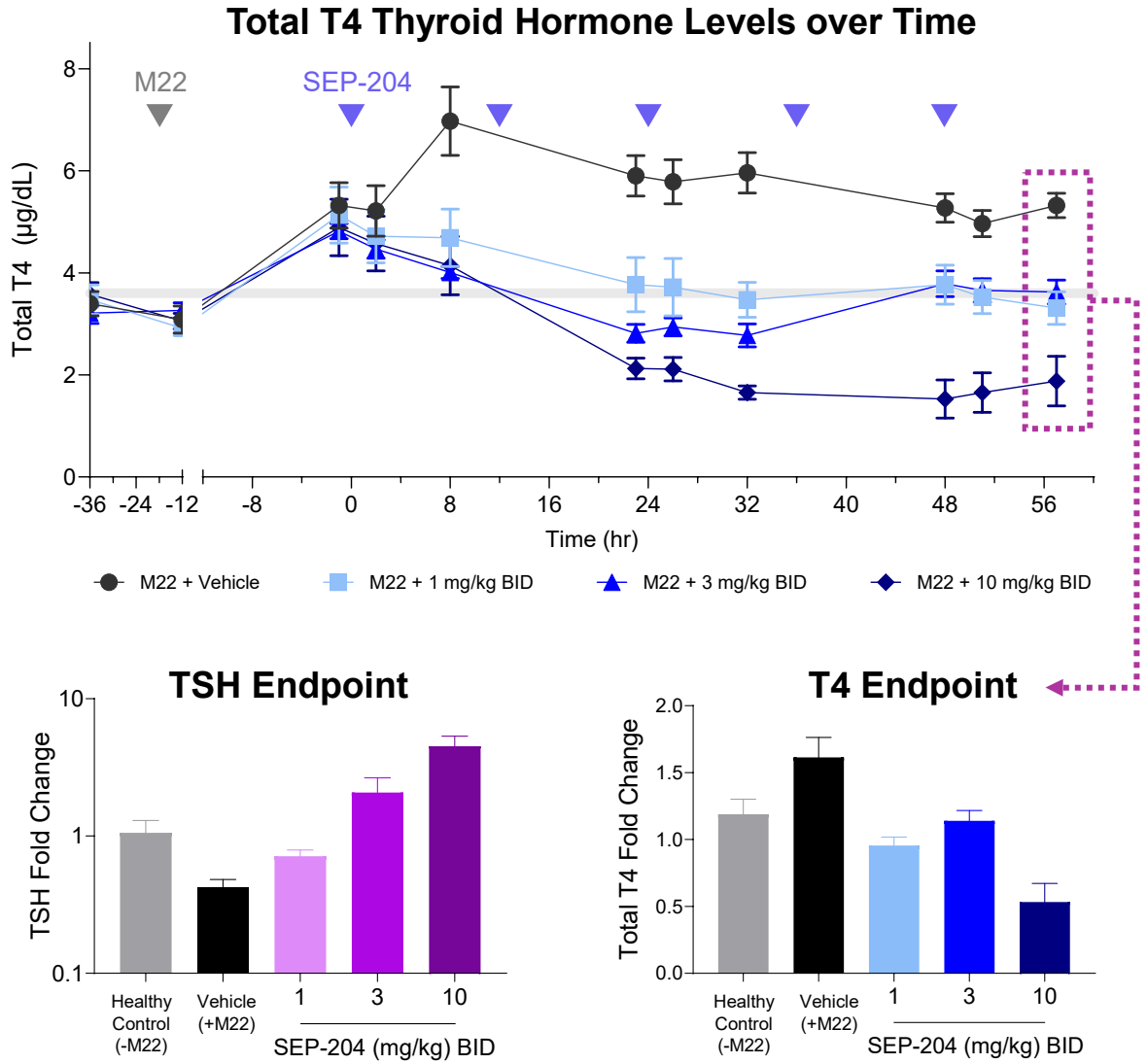

© 2026 SEPTERNA

SEP-204 Reversed Manifestations of Graves' Disease and TED in a TSAb-Driven Mouse Model



Mouse

M22 (TSAb)
6 weeks

↑ Thyroid Hormones
↑ Thyroid Size
↑ Eye Proptosis

SEP-204
M22 (TSAb)
2 weeks

Reversal of Thyroid and Eye Manifestations

Mouse Model of Graves' Disease

- Repeat dosing of M22 (TSAb) x 6 weeks established GD and TED phenotype
- Dosing of M22 continued through week 8 during SEP-204 treatment

SEP-204 significantly reversed signs of GD and TED within 2 weeks

- T4 was normalized
- Thyroid enlargement decreased and thyroid histologic changes were reversed
- Orbital proptosis decreased

Thyroid Histology and Volume

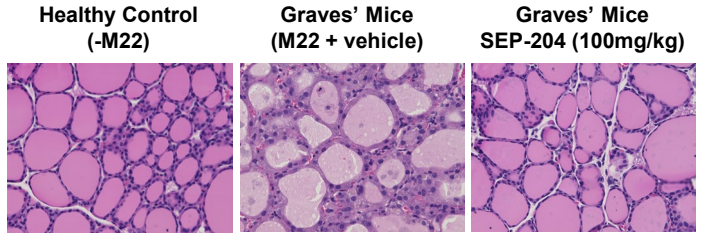

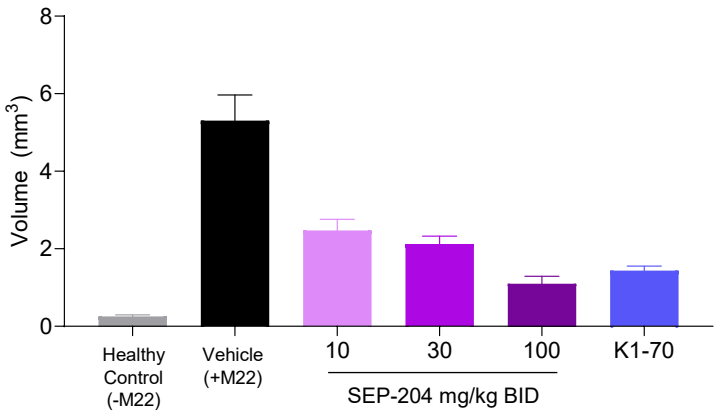

Orbital Proptosis



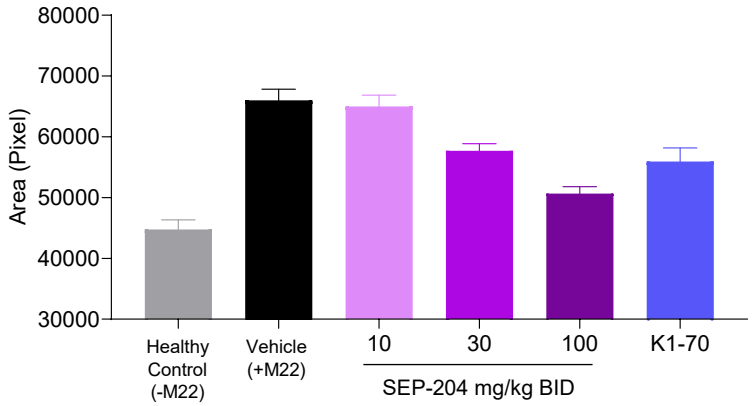

© 2026 SEPTERNA

SEP-204 Preclinical Profile Supports Advancement into Phase 1

Potent oral small molecule TSHR NAM

- Demonstrated inhibition of TSAb activation of TSHR in human thyrocyte cell assays
- Restored normal T4 levels and decreased thyroid enlargement and orbital proptosis in Graves' disease animal models
- Highly selective for TSHR (>1000x vs. closely related FSHR and LHR)

Pharmacokinetics

- Demonstrated high oral bioavailability and low clearance across preclinical species (mouse, rat, dog, cyno)
- Projected human half-life of ~20-40 hours, which is anticipated to support QD human dosing

Preclinical safety studies

- Generally well tolerated in 28-day GLP toxicology in rats and dogs; dose-limiting effects were consistent with exaggerated on-target pharmacology (i.e., hypothyroidism)

Healthy animal PK/PD studies preview anticipated Phase 1 biomarker readouts

- Studies in healthy rats, dogs, and cynomolgus monkeys all demonstrated dose-dependent increases in TSH levels followed by decreases in thyroid hormone levels at higher doses

Anticipate SEP-204 Phase 1 trial initiation in healthy volunteers in Q1 2027

© 2026 SEPTERNA

SEP-631: Oral Small Molecule MRGPRX2 NAM

Targeting MRGPRX2 for Mast Cell-Driven Diseases



© 2026 SEPTERNA

MRGPRX2 is a Key Regulator of Mast Cell Degranulation Activated by Several Endogenous Ligands

MRGPRX2 is activated by a host of endogenous agonists leading to IgE-independent mast cell degranulation

- Include several neuropeptides and immune ligands

Mast cell degranulation leads to release of mediators which cause pain, itch, inflammation, and edema

- Pain and itch are driven by mast cells co-localized with sensory neurons
- Inflammation and edema are driven by mast cell mediator effects on tissue capillaries leading to vasodilation, vascular permeability, and leukocyte recruitment

Targeting MRGPRX2 has the potential to disrupt feedback loops that drive these effects

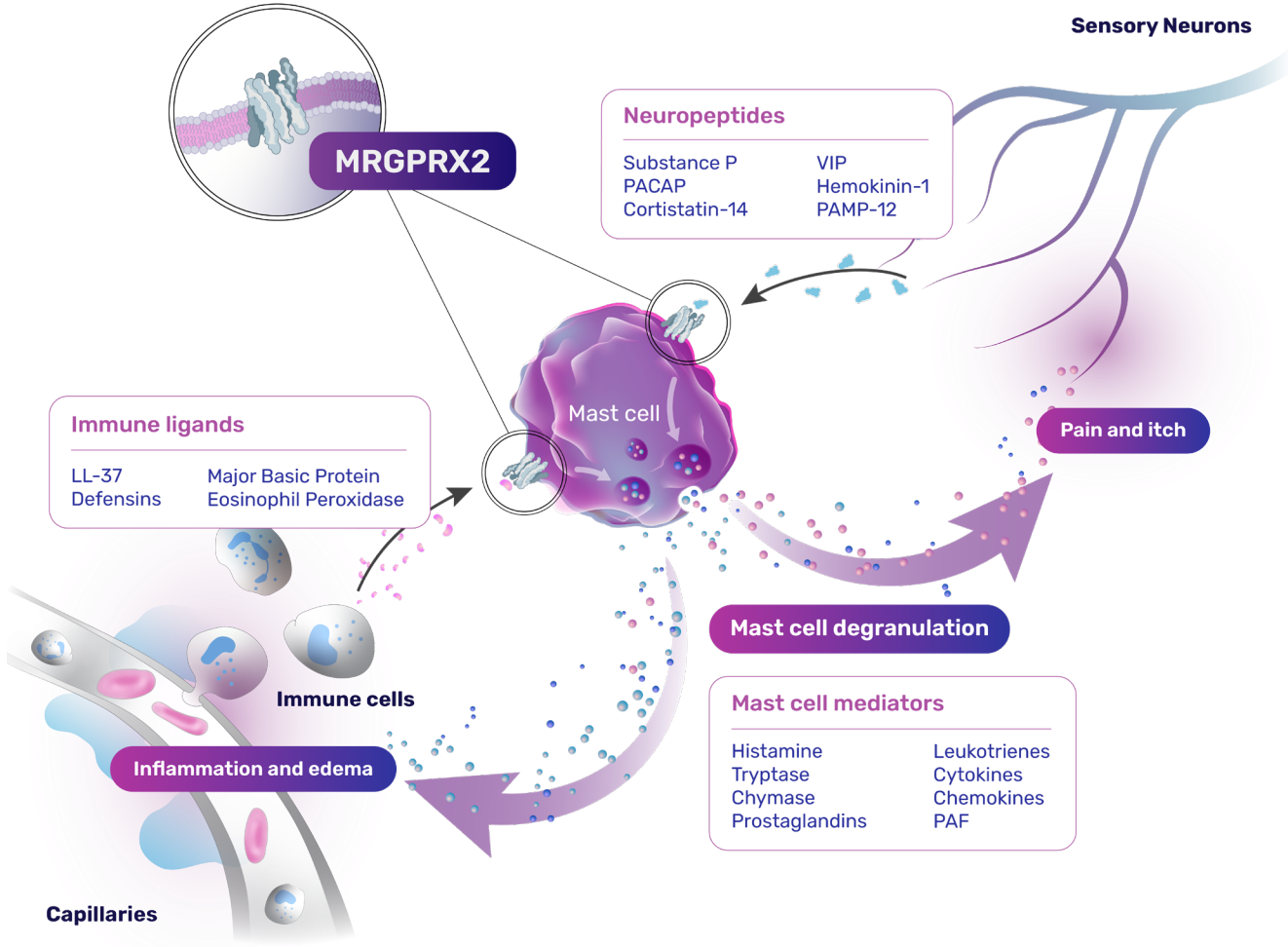

© 2026 SEPTERNA

SEP-631: MRGPRX2 NAM with a Potentially Differentiated Profile for Mast Cell-Driven Diseases

SEP-631 is a negative allosteric modulator (NAM)

- Binds to a novel allosteric site, distinct from the agonist binding pocket

Potently inhibits MRGPRX2 activation with an insurmountable NAM profile

- Very high binding affinity (Ki ~0.5 nM)
- Slow dissociation rate ($t_{1/2}$ > 2 hours)

Locks MRGPRX2 in a state that prevents binding of all agonists, even at high agonist concentrations

- Potent inhibition of MRGPRX2-induced degranulation for both mast cell lines and primary human skin mast cells

PK profile across species projected to once-daily oral dosing in humans

SEP-631 Induces a Structural Change in MRGPRX2 That Completely Closes the Agonist Binding Pocket

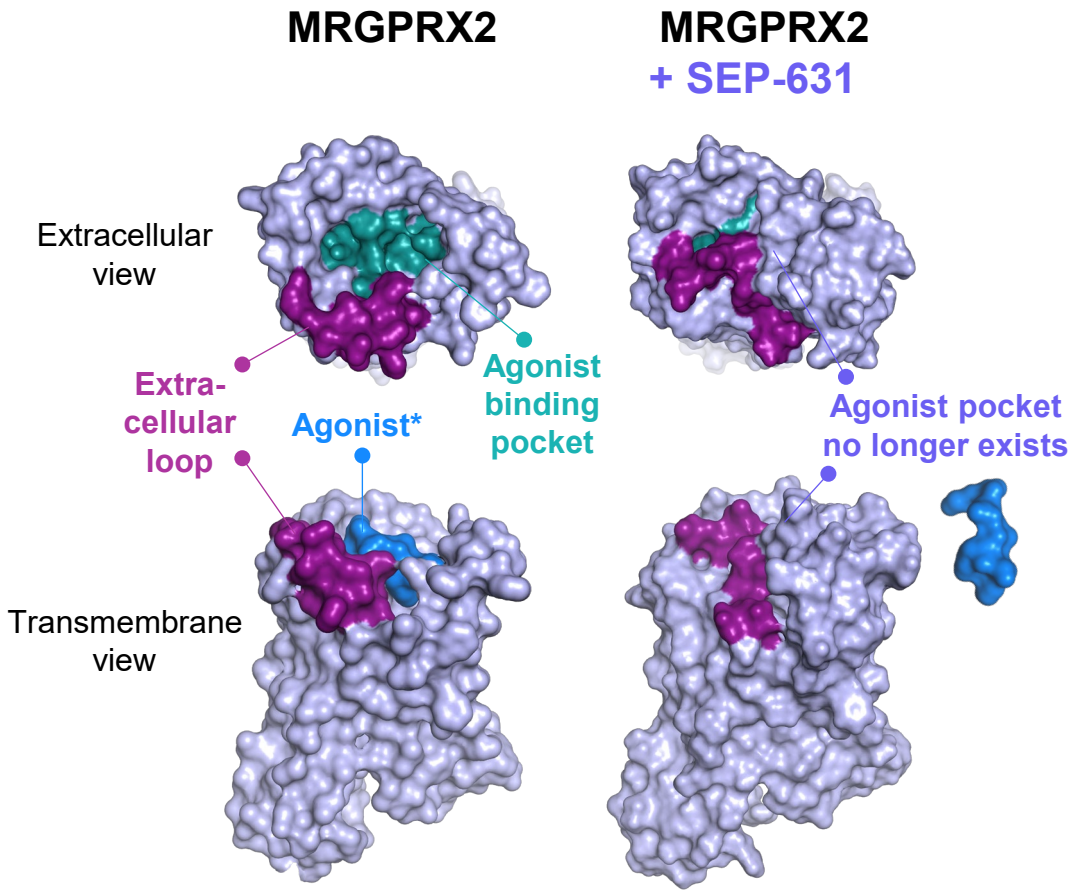

*Cortistatin-14

© 2026 SEPTERNA

SEP-631 Phase 1 SAD / MAD Demonstrated Safety, Robust Pharmacodynamics, and PK to Support Once-Daily Oral Dosing

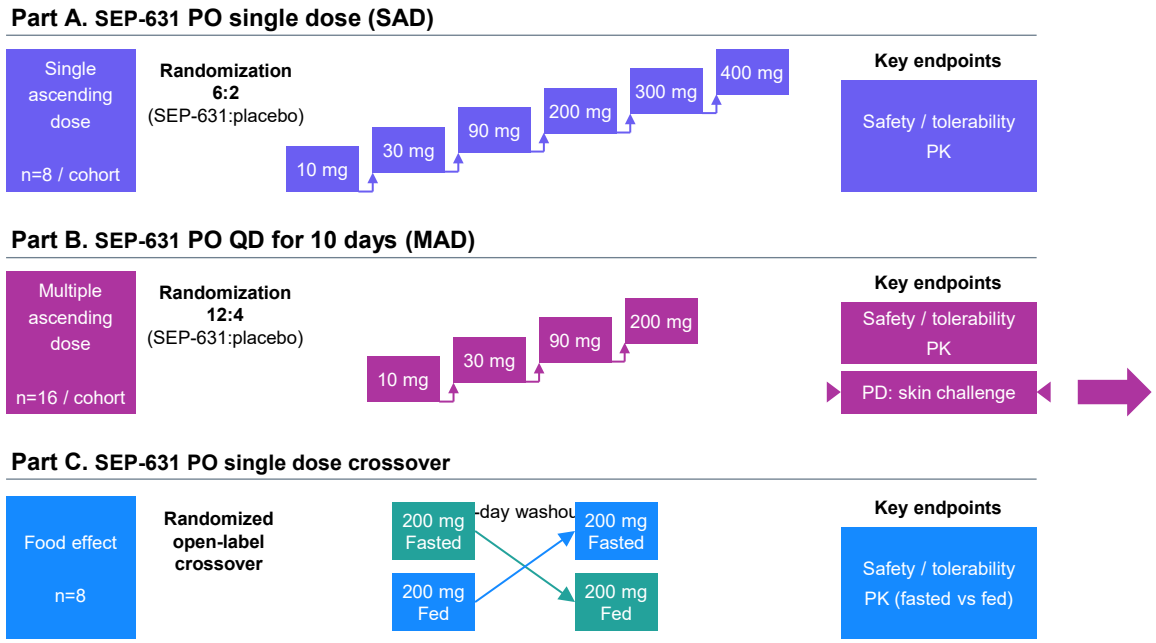

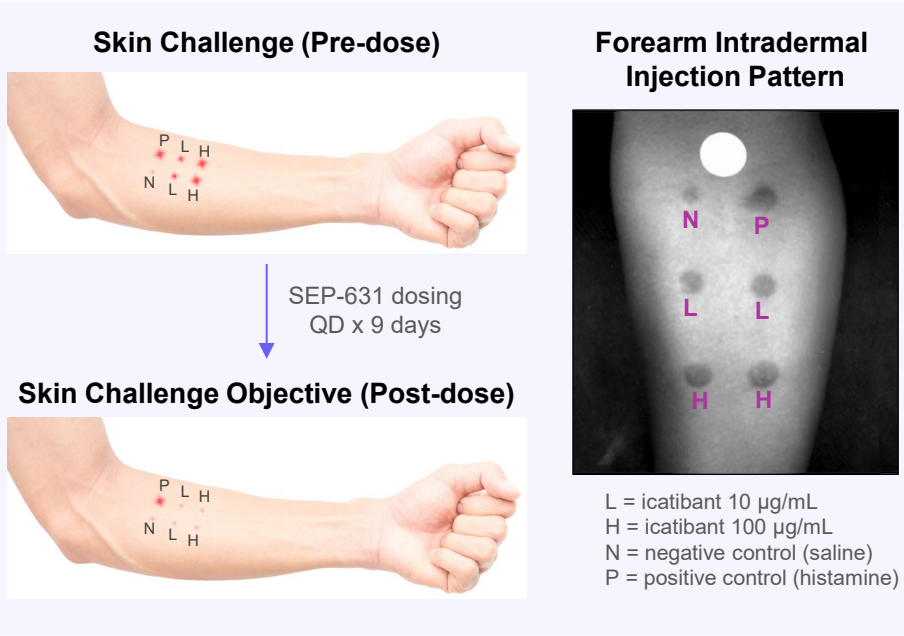

Phase 1 Results

- **Safety:** No severe or serious events; rate of adverse events with SEP-631 was comparable with placebo
- **Pharmacokinetics:** Elimination half-life is approximately 24 hours, supporting once-daily (QD) dosing
- **Food effect study:** Similar exposure in fed and fasted conditions supports QD dosing without food restrictions
- **Pharmacodynamics:** Robust inhibition of icatibant-induced skin wheal formation

© 2026 SEPTERNA

SEP-631 Inhibited Icatibant Wheal Formation in Dose-Dependent Manner to Complete Inhibition

- **SEP-631 completely inhibited icatibant 10 µg/mL-induced wheals at 10 mg QD, the lowest dose evaluated**
- **SEP-631 inhibited icatibant 100 µg/mL-induced wheals in a dose-dependent manner, with near to complete inhibition at 90 and 200 mg QD**

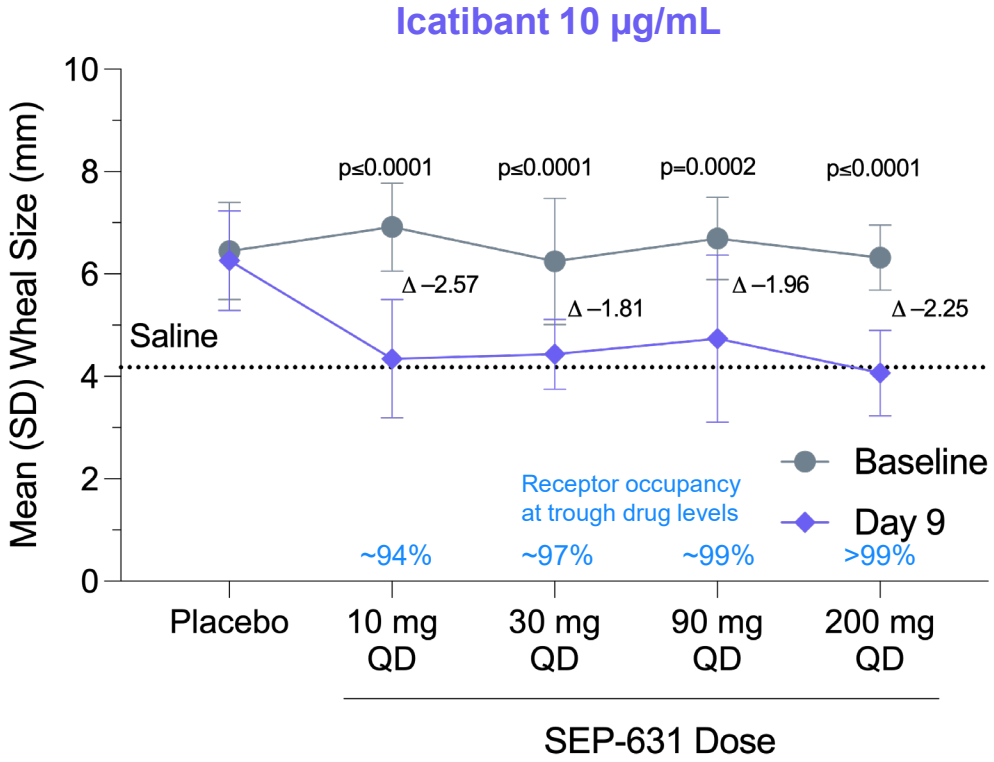

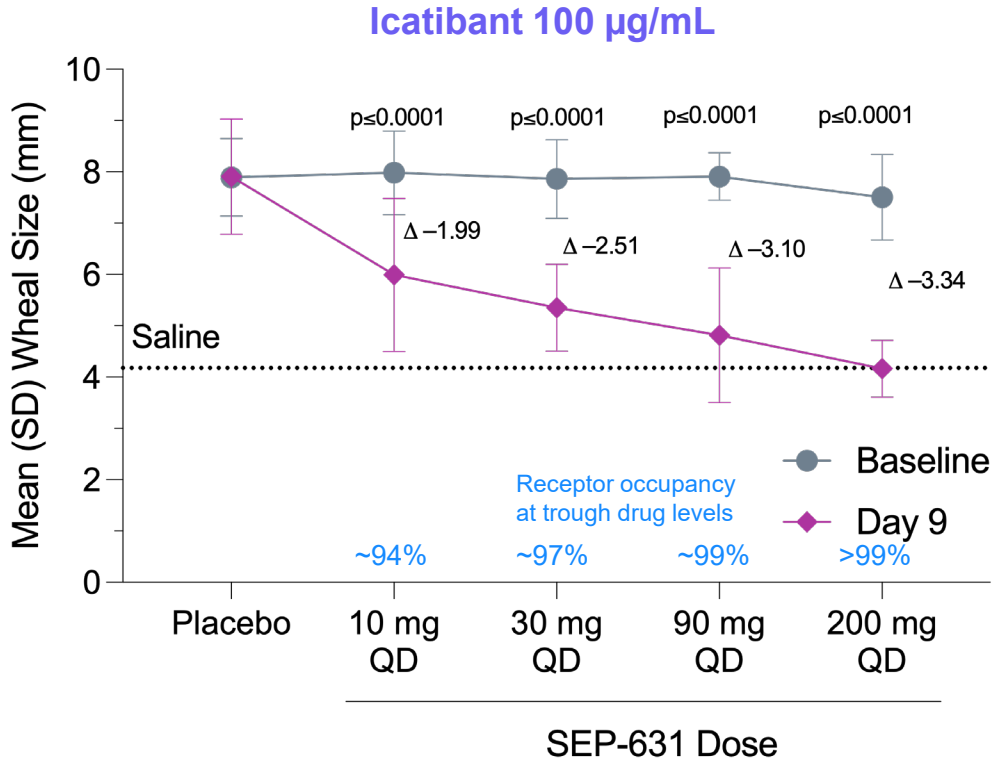

© 2026 SEPTERNA

Nominal p-values comparing each SEP-631 dose level to placebo for change from baseline are based on an ANCOVA model including a fixed effect for treatment group and baseline wheal response as a covariate

SEP-631 Preclinical and Phase 1 Data Supports Potential Best-in-Class Profile

Full inhibition of MRGPRX2 activation + Oral once-daily tablet and clean safety profile → Potential to translate into best-in-class efficacy for multiple disease indications

NAM mechanism provides broad insurmountable MRGPRX2 inhibition

- Subnanomolar binding affinity (Ki ~0.5 nM) with slow receptor off-rate kinetics ($t_{1/2}$ > 2 hours)
- Completely closes MRGPRX2 agonist binding pocket, preventing agonist binding

Robust clinical pharmacodynamic effects

- High receptor occupancy (>99%) translated into full inhibition of icatibant-induced skin wheal formation in Phase 1, and similarly high levels of MRGPRX2 inhibition in target tissues throughout the body may be needed for optimal efficacy for mast cell-driven diseases

Clean clinical safety profile

- No severe or serious events observed; rate of adverse events with SEP-631 was comparable with placebo

Convenient, once-daily oral tablet with a flexible dosing schedule

- Elimination half-life ~24 hours; no food effect

© 2026 SEPTERNA

SEP-631: Clinical Development Strategy

Broad opportunity across a range of allergic and inflammatory diseases where mast cells are implicated in disease pathophysiology

Near-Term Strategy: Explore opportunities for SEP-631 in multiple indications with capital-efficient and right-sized signal-finding clinical studies

Focus on indications characterized by:

- Diseases where mast cells are believed to play a central role
- Diverse pathologies to test various therapeutic hypotheses
- Significant unmet need



Neurology
Migraine

Allergy / Respiratory
Asthma
Food Allergy
Chronic Rhinosinusitis (CRS)

Skin
Chronic Spontaneous Urticaria (CSU)
Chronic Inducible Urticaria (CIndU)
Atopic Dermatitis (AD)
Prurigo Nodularis (PN)

Gastrointestinal
Irritable Bowel Syndrome (IBS)
Inflammatory Bowel Disease (IBD)

Urology / Gynecology
Interstitial Cystitis (IC)
Endometriosis

Rheumatology
Gout
Rheumatoid Arthritis (RA)

© 2026 SEPTERNA

Metabolic Programs

Oral Small Molecule Programs Targeting GLP-1R, GIPR, GCGR and Other Targets for Obesity, Diabetes, and Other Cardiometabolic Diseases

© 2026 SEPTERNA

Collaboration with Novo for Oral Small Molecules for Metabolic Diseases

R&D collaboration launched in July 2025

- Five GPCR targets including GLP-1, GIP and glucagon receptors with up to four concurrent research programs
- Rapid progress: Septerna delivered first development candidate and Novo has initiated IND-enabling studies

Potential multi-billion $ opportunity

- $195M upfront payment and $13M in research milestones have been received to date
- Potential for ~$500M in R&D, regulatory and commercial milestones for each program
- Mid-to-high single-digit tiered royalties based on global product sales
- Opt-in right for worldwide profit-share for one program

Novo responsible for coverage of all collaboration R&D expenses

novo septerna

Collaboration Objective: discover, develop and commercialize multiple novel mono-, dual-, or triple-acting oral small molecule drug candidates directed to obesity, type 2 diabetes and other cardiometabolic diseases

© 2026 SEPTERNA

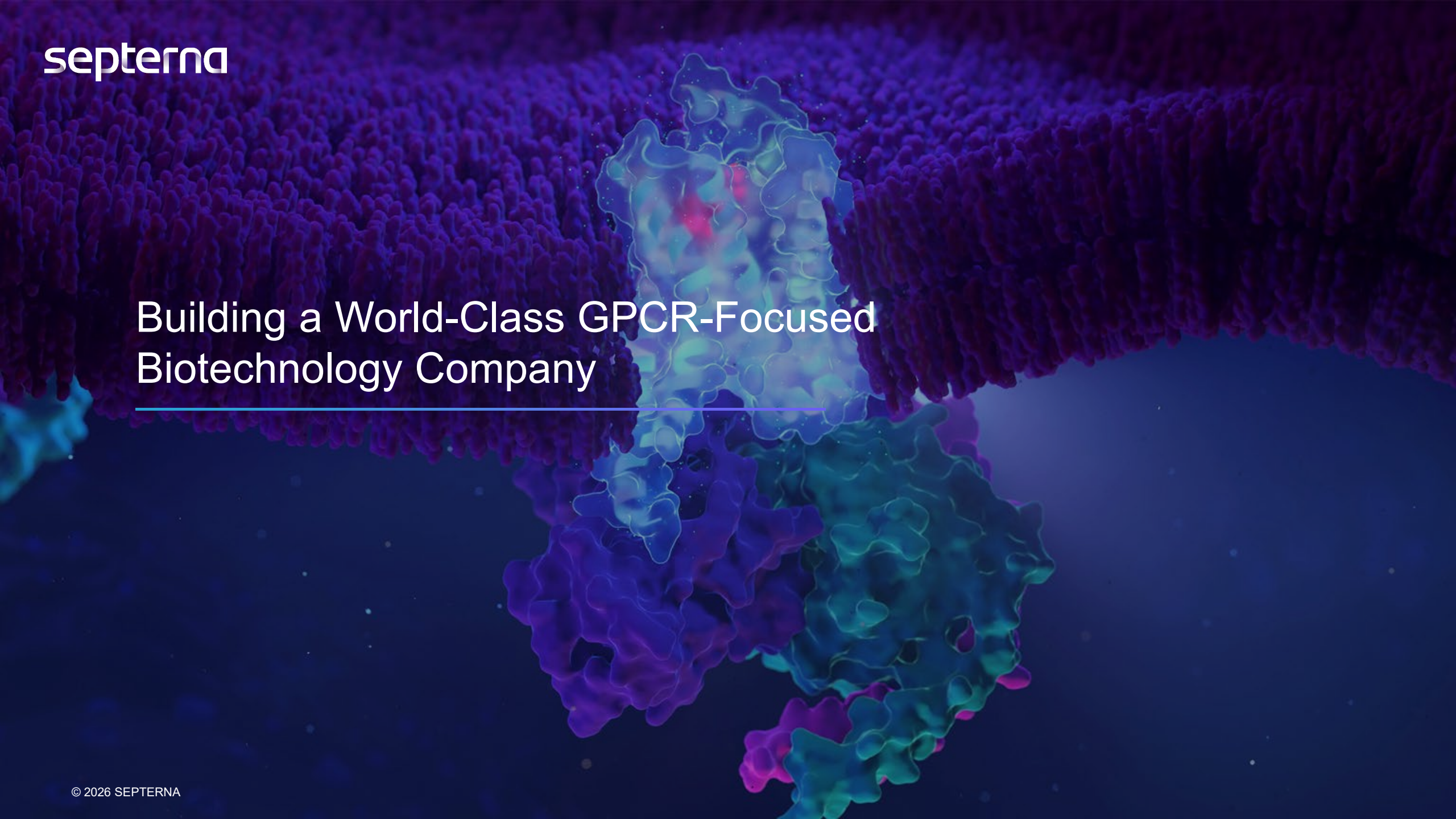

Building a World-Class GPCR-Focused Biotechnology Company

© 2026 SEPTERNA

Proven Leaders in GPCR Drug Development and Company Building

Senior Leadership


Jeff Finer, MD PhD
CEO


Liz Bhatt, MS MBA
President & COO


Rajiv Patni, MD
CMO


Gil Labrucherie, CFA JD
CFO


Uwe Klein, PhD
SVP Biological Sciences


Dan Long, DPhil
SVP Drug Discovery


Samira Shaikhly
CPO


Mark Wilson, JD
CLO

Board of Directors

- Jeff Finer, MD, PhD, CEO
- Jeff Tong, PhD, Third Rock Ventures
- Alan Ezekowitz, MD, DPhil, Third Rock Ventures
- Abe Bassan, Samsara BioCapital
- Jake Simson, PhD, RA Capital
- Bernard Coulie, MD, PhD, MBA, Independent Director
- Shalini Sharp, MBA, Independent Director
- Keith Gottesdiener, MD, Independent Director

Academic Co-Founders

- Robert J. Lefkowitz, MD, Duke University Medical Center
- Arthur Christopoulos, PhD, Monash University
- Patrick Sexton, PhD, DSc, Monash University

Drug Discovery Advisory Board

- Ruth Wexler, PhD, formerly with BMS
- John Lowe, PhD, formerly with Pfizer
- Craig Lindsley, PhD, Vanderbilt, formerly with Merck
- Tom Baillie, PhD, DSc, formerly with Merck
- David Lacey, MD, formerly with Amgen

© 2026 SEPTERNA

Septerna: Pioneering a New Era of GPCR Drug Discovery

- **Portfolio of oral small molecule GPCR-targeted programs**
- **Multi-product pipeline, each with a multi-billion $ market opportunity**
- **Native Complex Platform® drives rapid compound identification and portfolio expansion**
- **Well-capitalized with cash runway expected to support operating plans at least into mid-2029**

Wholly-Owned Programs	Development Status			
Program / Target Mode of Action	Discovery	IND-enabling	Phase 1	Phase 2
SEP-479 (PTH1R) Agonist			→ Anticipate Phase 1 data in Q12027	
SEP-204 (TSHR) Negative Allosteric Modulator			→ Anticipate Phase 1 initiation in Q1 2027	
SEP-631 (MRGPRX2) Negative Allosteric Modulator			→	
PTH1R Program Agonist (for Osteoporosis)		→		

Partnered Programs		Partner
Metabolic Programs GLP-1R, GIPR, GCGR*	Obesity and Other Cardiometabolic Diseases	novo

© 2026 SEPTERNA

* Partnership also includes two undisclosed targets



Pioneering a New Era of GPCR Drug Discovery

© 2026 SEPTERNA